

Ratings (11/28)

Well, well, there are some upsets this year. At least, the bottom half of the top 25 had a rough time. The BCS and TV people are hoping for one more weekend without upsets at the top. Alabama-Florida is foolproof, with the winner of this semifinal game going to the finals. The other semifinal is Texas against Nebraska, serving as a proxy for TCU. Which is where problems could start. If the Huskers break Colt McCoy and company, the argument begins. Do we allow Horned Frogs into the championship game? If Cincinnati beats Pittsburgh, there's another unbeaten team with a good claim. You'll notice that my computer doesn't think that the Bearcats had a tougher schedule although Pitt will help that.

Of course, if Texas wins, we've got a classic matchup in the championship game. And the other bowls line up nicely ... unless Clemson beats Georgia Tech. Everybody has TCU in the Orange Bowl against Georgia Tech, but would they want a rematch? Maybe nobody knows that Clemson and TCU played.

More on the playoffs: the Pac-10 and Big East backed into conference championship games. The winner of the "Civil War" (the war of Oregon aggression?) goes to the Rose Bowl, the winner of Cincinnati and Pittsburgh goes to the Sugar Bowl. The winner of the MAC championship goes to the GMAC Bowl ... against Notre Dame?


And the real playoffs are in the quarterfinals for both FCS and D-III. Salem folks will be delighted to see Wisconsin-Whitewater and Mount Union favored to return to the Stagg Bowl for the fifth straight year.

The following predictions are straight from the ratings, with 4 points added for home field. Enjoy the games!

Oregon over Oregon State by 12
Cincinnati over Pittsburgh by 1
Southern Cal over Arizona by 6
SEC: Florida over Alabama by 1
Big 12: Texas over Nebraska by 13
ACC: Georgia Tech over Clemson by 5
C-USA: East Carolina over Houston by 1
MAC: Central Michigan over Ohio by 6

FCS Playoffs**Southern Illinois over Willam & Mary by 3****Montana over Stephen F Austin by 15****Villanova over New Hampshire by 15****Richmond over Appalachian State by 8****D-III Playoffs****Mount Union over Albright by 15****Wisconsin-Whitewater over Wittenberg by 18****Wesley over Johns Hopkins by 10****Linfield over St. Thomas by 2**


1	Florida	93.51
2	Texas	93.18
3	Alabama	92.37
4	TCU	89.25
5	Oregon	89.14
6	Virginia Tech	86.69
7	Boise St	86.58
8	Cincinnati	86.37
9	Georgia Tech	85.62
10	Ohio State	84.35
11	Miami FL	83.51
12	LSU	82.98
13	Southern Cal	82.78
14	Penn State	82.46
15	California	82.09
16	Stanford	81.90
17	Pittsburgh	81.70
18	Iowa	81.69
19	Oklahoma	81.64
20	Oregon St	81.17
21	Clemson	80.68
22	Arkansas	80.65
23	Nebraska	80.58
24	Oklahoma St	80.33
25	Brigham Young	80.31
26	Arizona	80.19
27	Texas Tech	79.80
28	West Virginia	78.71
29	Mississippi	78.59
30	Tennessee	78.54
31	Georgia	78.19




32	Auburn	78.11
33	North Carolina	77.70
34	South Carolina	77.44
35	Wisconsin	77.30
36	Utah	76.93
37	Missouri	76.89
38	Houston	76.80
39	Boston College	75.97
40	Florida St	75.28
41	UCLA	75.06
42	Nevada	74.93
43	Notre Dame	74.78
44	Kentucky	74.55
45	Connecticut	74.15
46	Central Michigan	73.60
47	East Carolina	73.39
48	Mississippi St	72.98
49	Navy	72.95
50	Villanova	72.67
51	South Florida	72.59
52	Fresno St	72.53
53	Air Force	72.11
54	Minnesota	72.08
55	Central Florida	71.84
56	Michigan St	71.81
57	Texas A&M	71.63
58	Rutgers	71.54
59	Washington	71.53
60	Wake Forest	71.03
61	Richmond	69.76
62	Troy	69.62
63	Arizona St	69.43
64	William & Mary	69.40
65	Northwestern	69.33
66	Temple	69.19
67	Kansas	68.80
68	Montana	68.59
69	Kansas St	68.44
70	Middle Tennessee St	68.35
71	Purdue	68.32
72	Ohio U.	67.91




73	Southern Miss	67.73
74	Southern Illinois	67.19
75	Iowa St	67.18
76	Virginia	66.47
77	North Carolina St	66.40
78	Bowling Green	66.27
79	SMU	66.11
80	Michigan	65.61
81	Marshall	65.60
82	Baylor	65.37
83	Idaho	65.23
84	Duke	65.05
85	Syracuse	64.62
86	Appalachian St	64.52
87	Wyoming	64.40
88	Northern Illinois	63.88
89	Illinois	63.78
90	Colorado	63.50
91	New Hampshire	63.21
92	UNLV	63.20
93	Elon	62.77
94	Louisville	62.44
95	Louisiana Tech	62.27
96	Northern Iowa	62.20
97	Hawai'i	62.01
98	Tulsa	61.77
99	South Dakota St	61.56
100	Vanderbilt	61.39
101	Alabama-Birmingham	61.30
102	Indiana	61.25
103	Utah St	61.07
104	Maryland	60.39
105	Buffalo	60.13
106	Jacksonville St	60.10
107	Louisiana-Monroe	59.84
108	Eastern Washington	59.47
109	San Diego St	59.37
110	Colorado St	58.98
111	Stephen F. Austin	58.84
112	James Madison	58.70
113	Weber St	58.64




114	Delaware	58.44
115	South Carolina St	58.19
116	UTEP	57.72
117	Louisiana-Lafayette	57.06
118	Pennsylvania	56.77
119	Liberty	56.57
120	Toledo	56.49
121	Kent St	56.16
122	Florida Atlantic	55.84
123	Montana St	55.82
124	Washington St	55.75
125	Western Michigan	55.31
126	Northern Arizona	55.16
127	Massachusetts	55.01
128	Furman	54.76
129	McNeese St	54.50
130	Florida Int'l	54.26
131	Army	54.13
132	Arkansas St	54.13
133	San José St	53.80
134	Memphis	53.52
135	Lafayette	53.47
136	Holy Cross	53.38
137	Youngstown St	52.83
138	Akron	52.45
139	Harvard	52.19
140	UC-Davis	52.04
141	Maine	51.97
142	Eastern Illinois	51.81
143	Prairie View A&M	51.80
144	Texas St-San Marcos	51.74
145	Tulane	51.56
146	Illinois St	51.52
147	Missouri St	51.30
148	New Mexico	51.10
149	Colgate	50.89
150	Chattanooga	50.84
151	Florida A&M	50.75
152	Hofstra	50.67
153	Miami OH	50.25
154	Samford	50.21



155	North Dakota	50.11
156	Rice	49.98
157	Ball St	49.94
158	Georgia Southern	49.89
159	New Mexico St	49.45
160	North Texas	48.84
161	Southern Utah	48.78
162	Sacramento St	48.23
163	Cal Poly SLO	47.96
164	South Dakota	47.89
165	Brown	47.80
166	Central Conn St	47.57
167	Grambling St	47.44
168	Norfolk St	47.16
169	Stony Brook	47.01
170	The Citadel	46.43
171	Wofford	46.23
172	North Dakota St	45.83
173	Tennessee Tech	45.70
174	Albany NY	45.19
175	Central Arkansas	44.78
176	Eastern Kentucky	44.70
177	SE Louisiana St	44.63
178	Charleston Southern	44.23
179	Northeastern	44.01
180	Northern Colorado	43.07
181	Lehigh	42.67
182	Columbia	42.20
183	Dayton	42.15
184	Western Kentucky	41.84
185	Coastal Carolina	41.65
186	Gardner-Webb	41.51
187	Eastern Michigan	41.49
188	Fordham	40.64
189	Alabama A&M	40.51
190	Yale	40.38
191	Morgan St	40.10
192	Towson	40.08
193	Old Dominion	40.00
194	Sam Houston St	39.97
195	Portland St	39.81



196	Western Carolina	39.75
197	Texas Southern	39.34
198	Rhode Island	39.27
199	Southern U.	39.22
200	Delaware St	39.16
201	Tennessee-Martin	39.02
202	Western Illinois	38.24
203	Hampton	38.21
204	Drake	38.01
205	Idaho St	37.55
206	Butler	36.99
207	Princeton	36.92
208	Nicholls St	36.67
209	Jacksonville FL	36.65
210	Austin Peay	36.51
211	Wagner	36.28
212	Monmouth NJ	36.13
213	Bethune-Cookman	35.81
214	Tennessee St	35.67
215	Dartmouth	35.60
216	North Carolina A&T	35.53
217	Robert Morris	35.47
218	VMI	35.18
219	SE Missouri St	35.13
220	Arkansas-Pine Bluff	35.05
221	Bryant	34.72
222	Alcorn St	34.47
223	Bucknell	34.17
224	Indiana St	33.49
225	Cornell NY	32.68
226	Marist	32.62
227	Jackson St	32.46
228	Murray St	31.39
229	Northwestern St	31.06
230	North Carolina Central	29.34
231	San Diego	28.23
232	Davidson	27.95
233	St Francis PA	27.80
234	Duquesne	27.76
235	Winston-Salem St	27.57
236	Howard	27.34



237	Presbyterian	27.11
238	Sacred Heart	26.85
239	Alabama St	26.57
240	Georgetown DC	24.74
241	Mississippi Valley St	21.35
242	Campbell	19.65
243	Morehead St	18.06
244	Savannah St	16.54
245	Valparaiso	10.00

