

Ratings (11/14)

There's still not much happening at the top of the college football world. The big 3 had nice wins over the weekend, and TCU and Cincinnati passed important tests. So, I'll take a quick pass through the conferences and see what the "others" are up to. Starting in the ACC, where there are 5 teams at 7-3. This is either part of the Obama socialist conspiracy, or the Lake Wobegon effect, or a sign that the conference isn't as bad as we thought – the computer votes for the latter. The Big East ends up with a championship game just like other conferences, with Cincinnati visiting Pittsburgh on 12/5. If it helps, the Bengals won at Heinz Field on Sunday. Meanwhile, Rutgers has quietly gotten to 7-2. In the Big 12, Nebraska hosts Kansas State with the North Division on the line. The winner gets Texas. In the Big 10, champion Ohio State visits last place Michigan. Three years ago, this was the 1-2 battle of the unbeatens. A very Rich turn of events. In Conference-USA, East Carolina and SMU have division leads. Houston may be the best team, but if the Ponies win their last two games they win the West. Topping that in craziness is the MAC, where Temple (go, Owls!) is unbeaten in conference and leads the East. The Chippewas of Central Michigan lead the West. Joining old Southwest Conference buddies Texas and SMU in first place, TCU will be highly favored to finish unbeaten and win the Mountain West. The Pac-10 has the wildest race going, the SEC the most boring. This weekend could finish with a 4-way tie atop the Pac-10. Oregon is in the driver's seat, but has two tough games left. The SEC is Florida and Alabama. Everybody else but Vandy and Miss State is likely to be bowl eligible. Troy is the class of the Sun Belt, and Boise State has a showdown with Nevada on 11/27.

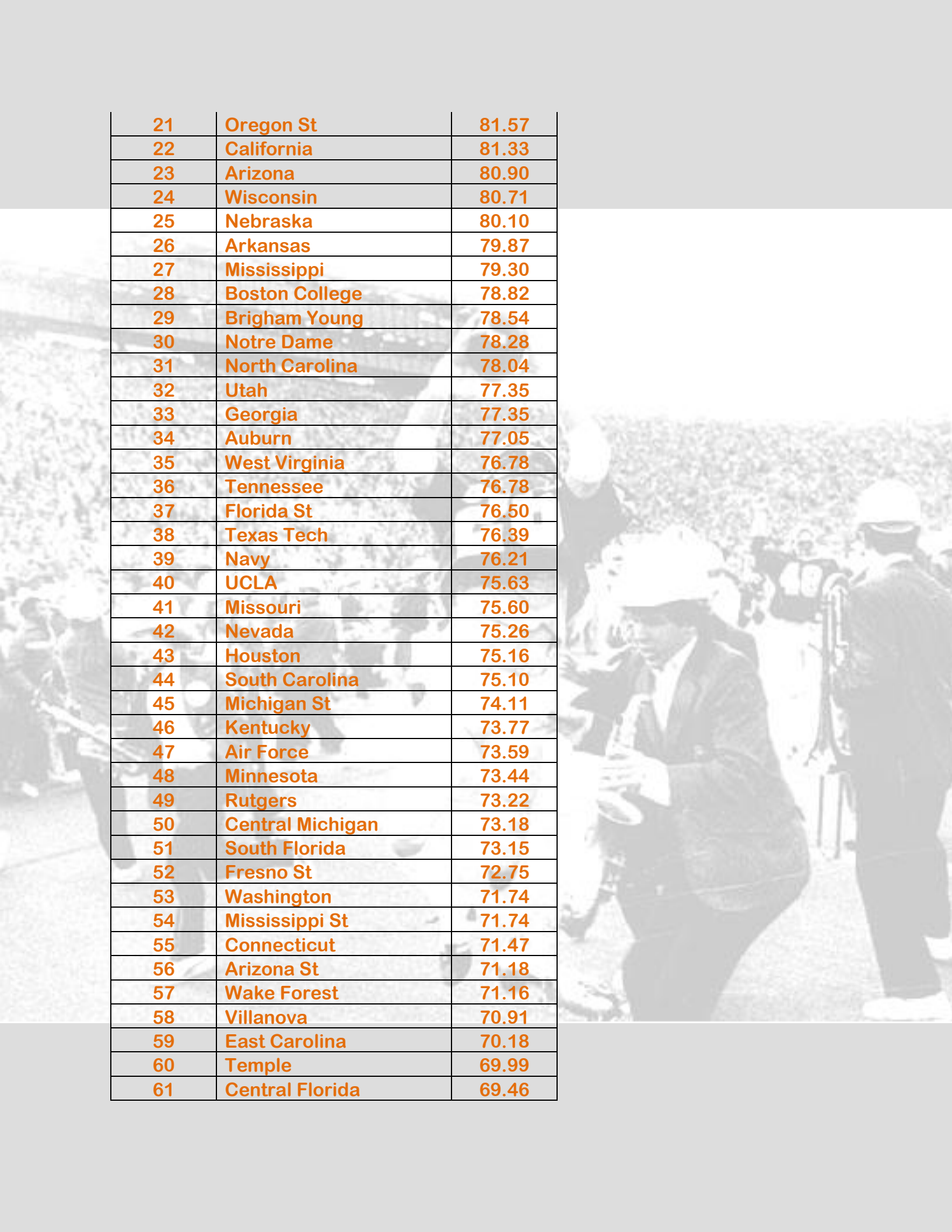
Last week's trivia question was based on bad information – sorry. Who knew that there were mistakes on the web? Anyway, Pat Trammell (Alabama QB, #12) was actually 5th in the Heisman in 1961, not runner-up. David Palmer was 3rd in 1993, the highest finish for an Alabama player. Also, Lee Roy Jordan finished fourth in 1962 (the Bear said, "If they stay between the lines, Lee Roy'll get 'em.") and Joe Namath was 11th in 1964.

Davey O'Brien won the Heisman for TCU in 1938. According to my Dad, his first name should have started with S because he was the meanest SOB in FBI boot camp during the World War 2 years.

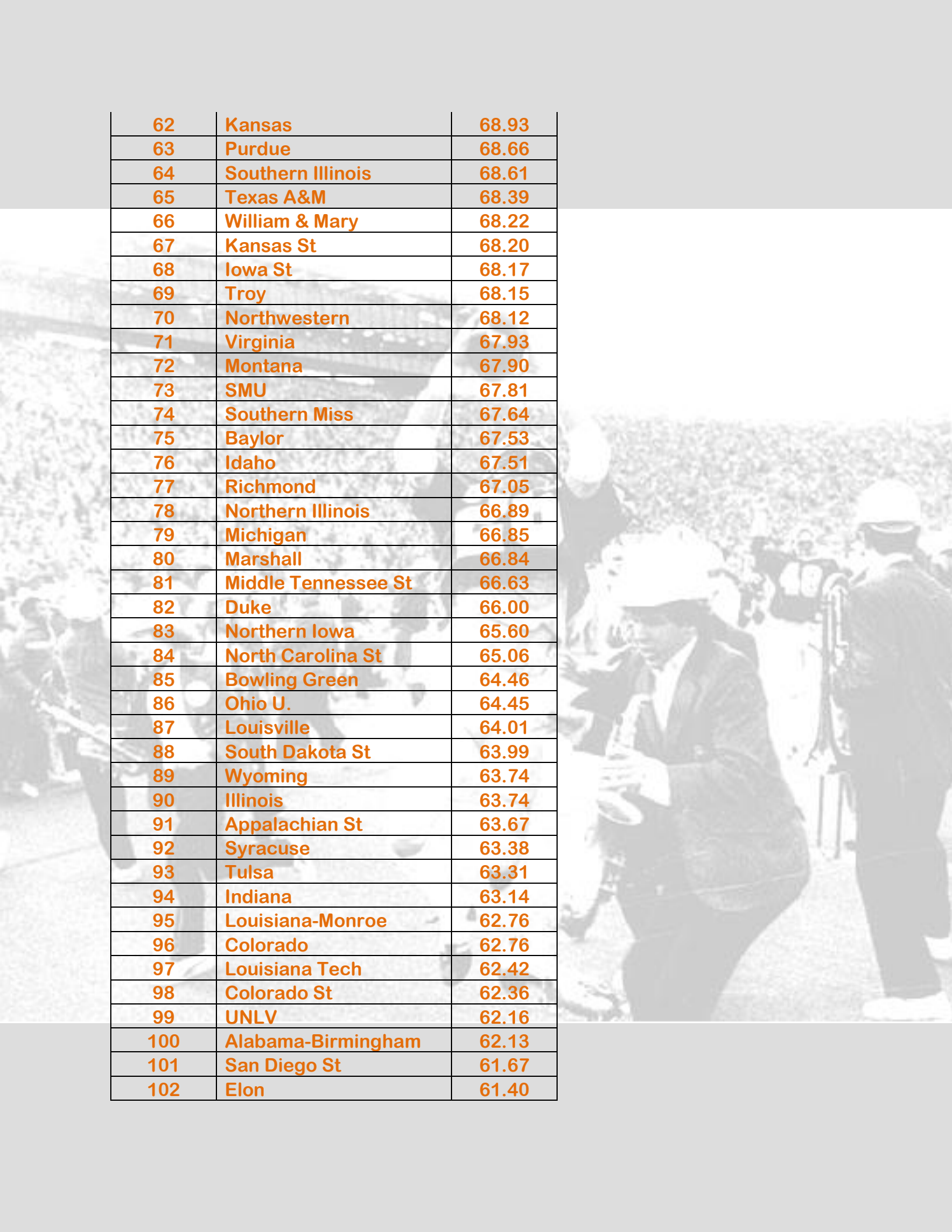
The Big 10 has reached its trophy season, with buckets, land and pigs on the line. The following predictions are straight from the ratings, with 4 points added for home field. Enjoy the games!

Virginia Tech over NC State by 25 (But Tech tends to struggle with the Woofpack)
Clemson over Virginia by 19 (At long last, a division title ... or the ultimate choke)
Ohio State over Michigan by 14 (More pain in the Big House of horrors?)
Iowa over Minnesota by 13 (The Floyd of Rosedale, a bronze pig, goes south)
Penn State over Michigan State by 4 (For the Land Grant Trophy and a good bowl)
Purdue over Indiana by 2 (For the Old Oaken Bucket, and the start of hoops season)
Mississippi and LSU even (The winner to Atlanta ... for the Peach Bowl?)
Stanford over Cal by 6 (Honorary captain Tiger Woods leads Stanford winning drive?)
Oregon over Arizona by 4 (An Arizona win throws the Rose Bowl picture into chaos)
Notre Dame over UConn by 11 (A large coach needing a large win)
Marshall over SMU by 3 (Biggest game for SMU in years, hunting for a title)
Nebraska over Kansas State by 16 (The Huskers are on a roll; winner goes to Dallas)

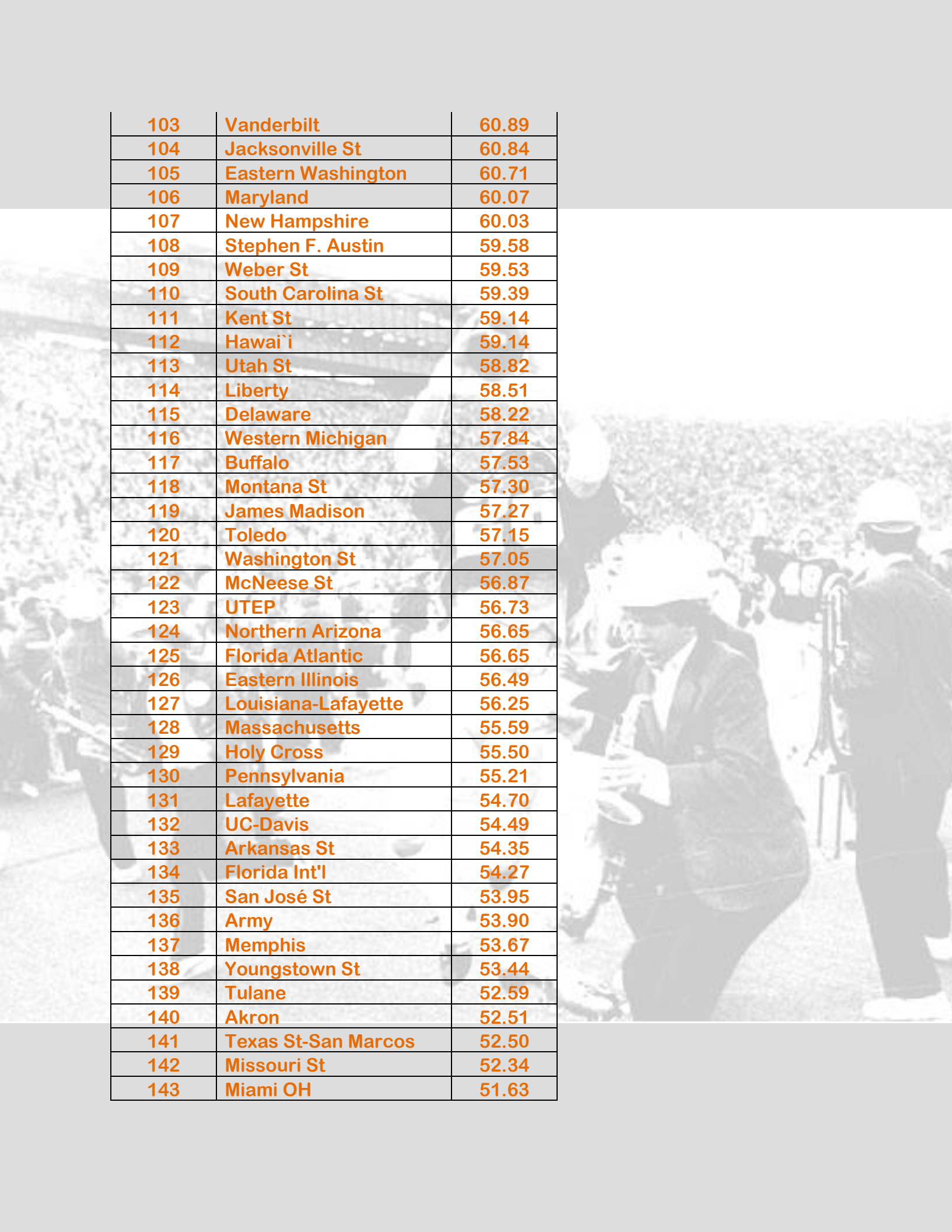
1	Texas	93.48
2	Alabama	93.06
3	Florida	92.33
4	TCU	91.23
5	Oregon	89.18
6	Georgia Tech	88.04
7	Cincinnati	86.81
8	Boise St	86.56
9	Virginia Tech	86.45
10	Ohio State	85.62
11	Pittsburgh	83.65
12	LSU	83.26
13	Clemson	83.20
14	Stanford	83.04
15	Miami FL	82.94
16	Southern Cal	82.41
17	Iowa	82.30
18	Penn State	82.18
19	Oklahoma St	82.00
20	Oklahoma	81.84

A background image showing a large crowd of people at a sports event, possibly a football game. The image is faded and serves as a backdrop for the table. In the foreground, a person wearing a white hard hat and a dark jacket is looking down, and another person in a white hard hat and dark jacket is standing nearby. The crowd in the background is dense and appears to be cheering or watching the event.

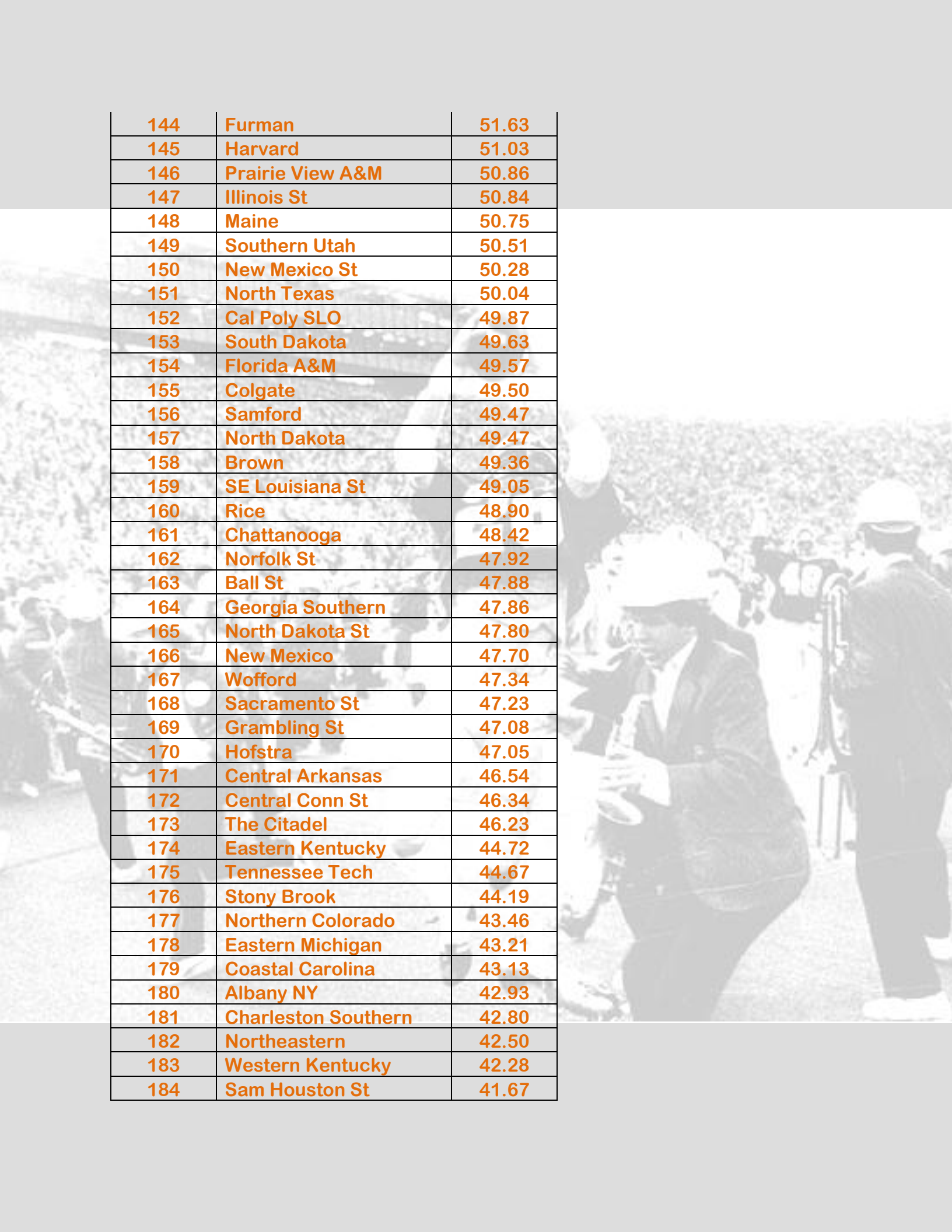
21	Oregon St	81.57
22	California	81.33
23	Arizona	80.90
24	Wisconsin	80.71
25	Nebraska	80.10
26	Arkansas	79.87
27	Mississippi	79.30
28	Boston College	78.82
29	Brigham Young	78.54
30	Notre Dame	78.28
31	North Carolina	78.04
32	Utah	77.35
33	Georgia	77.35
34	Auburn	77.05
35	West Virginia	76.78
36	Tennessee	76.78
37	Florida St	76.50
38	Texas Tech	76.39
39	Navy	76.21
40	UCLA	75.63
41	Missouri	75.60
42	Nevada	75.26
43	Houston	75.16
44	South Carolina	75.10
45	Michigan St	74.11
46	Kentucky	73.77
47	Air Force	73.59
48	Minnesota	73.44
49	Rutgers	73.22
50	Central Michigan	73.18
51	South Florida	73.15
52	Fresno St	72.75
53	Washington	71.74
54	Mississippi St	71.74
55	Connecticut	71.47
56	Arizona St	71.18
57	Wake Forest	71.16
58	Villanova	70.91
59	East Carolina	70.18
60	Temple	69.99
61	Central Florida	69.46



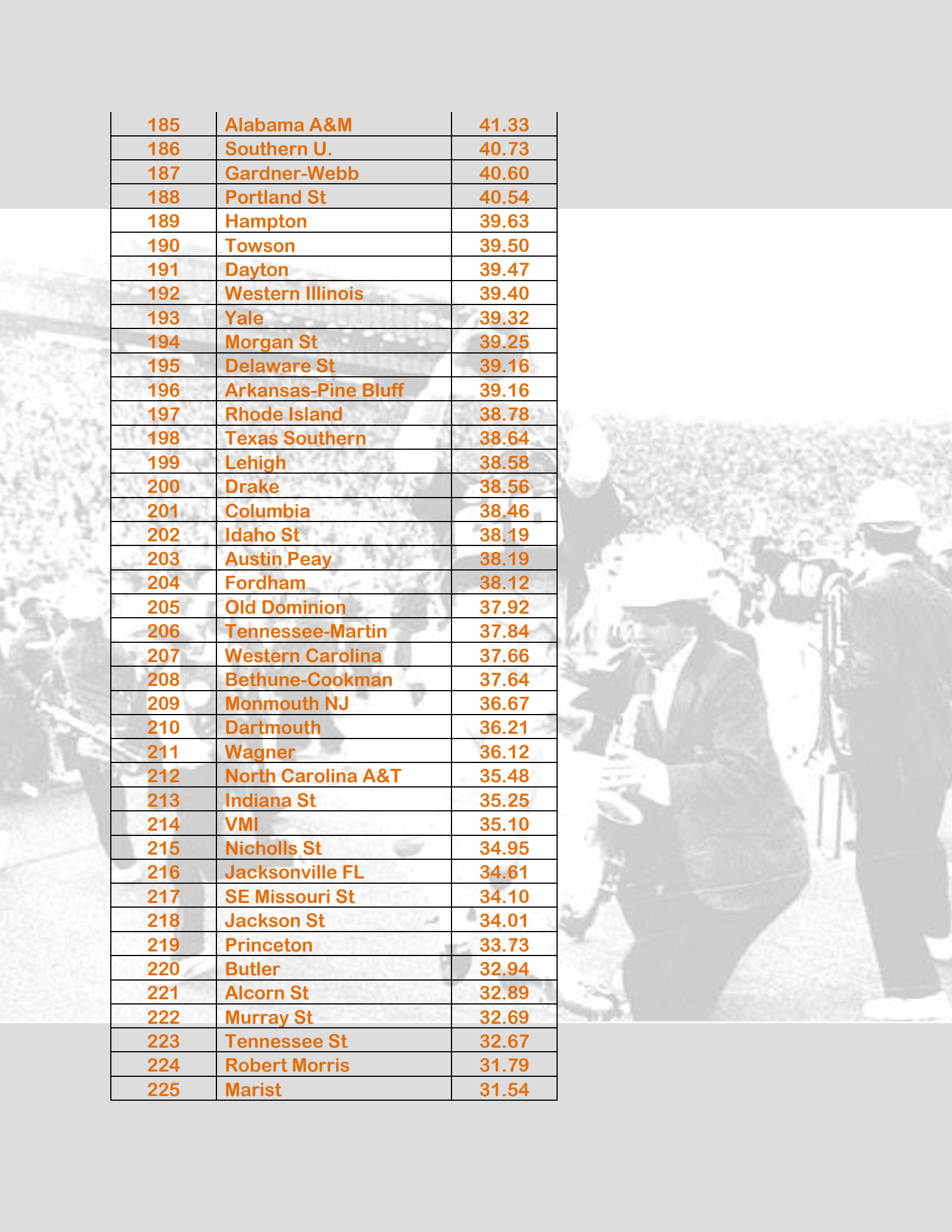
62	Kansas	68.93
63	Purdue	68.66
64	Southern Illinois	68.61
65	Texas A&M	68.39
66	William & Mary	68.22
67	Kansas St	68.20
68	Iowa St	68.17
69	Troy	68.15
70	Northwestern	68.12
71	Virginia	67.93
72	Montana	67.90
73	SMU	67.81
74	Southern Miss	67.64
75	Baylor	67.53
76	Idaho	67.51
77	Richmond	67.05
78	Northern Illinois	66.89
79	Michigan	66.85
80	Marshall	66.84
81	Middle Tennessee St	66.63
82	Duke	66.00
83	Northern Iowa	65.60
84	North Carolina St	65.06
85	Bowling Green	64.46
86	Ohio U.	64.45
87	Louisville	64.01
88	South Dakota St	63.99
89	Wyoming	63.74
90	Illinois	63.74
91	Appalachian St	63.67
92	Syracuse	63.38
93	Tulsa	63.31
94	Indiana	63.14
95	Louisiana-Monroe	62.76
96	Colorado	62.76
97	Louisiana Tech	62.42
98	Colorado St	62.36
99	UNLV	62.16
100	Alabama-Birmingham	62.13
101	San Diego St	61.67
102	Elon	61.40



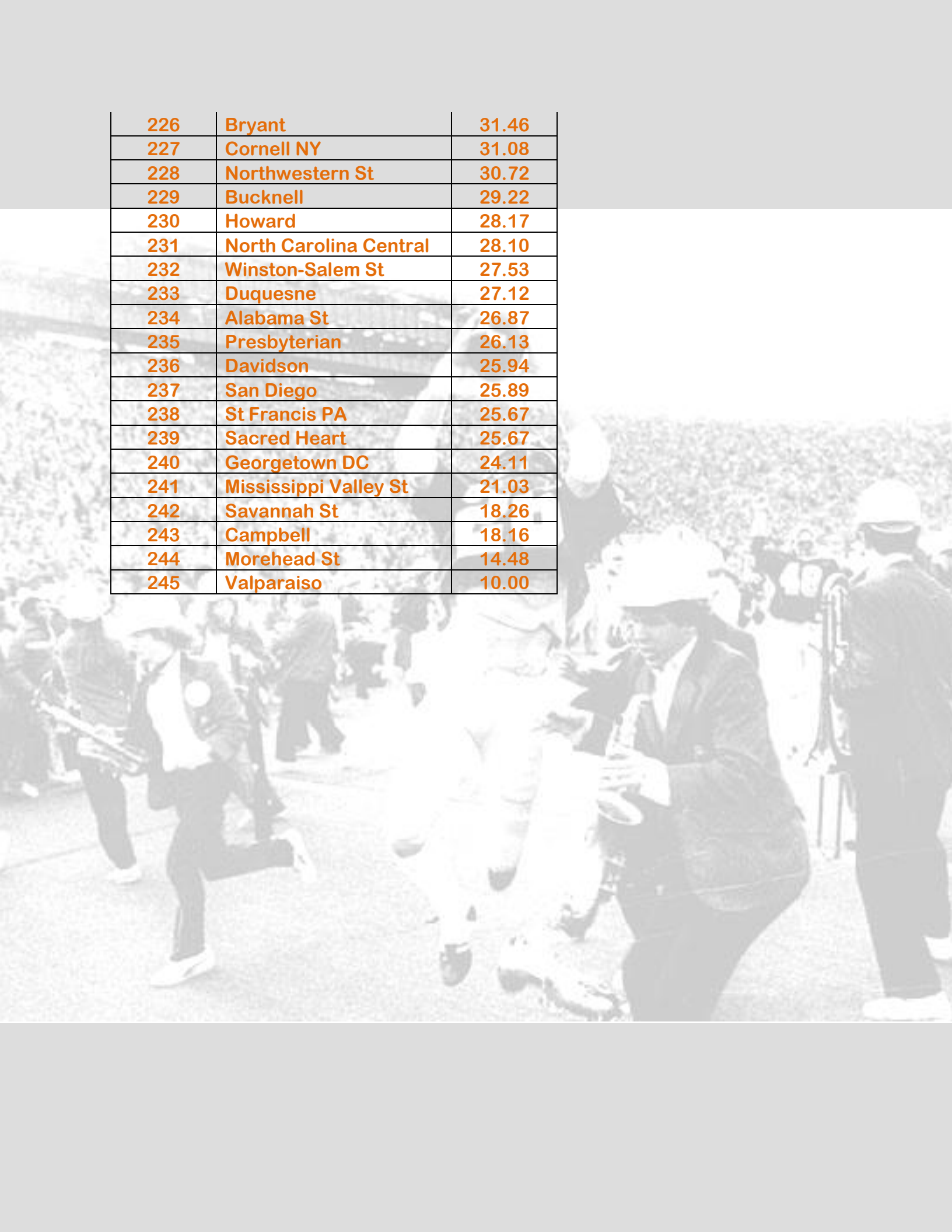
103	Vanderbilt	60.89
104	Jacksonville St	60.84
105	Eastern Washington	60.71
106	Maryland	60.07
107	New Hampshire	60.03
108	Stephen F. Austin	59.58
109	Weber St	59.53
110	South Carolina St	59.39
111	Kent St	59.14
112	Hawai`i	59.14
113	Utah St	58.82
114	Liberty	58.51
115	Delaware	58.22
116	Western Michigan	57.84
117	Buffalo	57.53
118	Montana St	57.30
119	James Madison	57.27
120	Toledo	57.15
121	Washington St	57.05
122	McNeese St	56.87
123	UTEP	56.73
124	Northern Arizona	56.65
125	Florida Atlantic	56.65
126	Eastern Illinois	56.49
127	Louisiana-Lafayette	56.25
128	Massachusetts	55.59
129	Holy Cross	55.50
130	Pennsylvania	55.21
131	Lafayette	54.70
132	UC-Davis	54.49
133	Arkansas St	54.35
134	Florida Int'l	54.27
135	San José St	53.95
136	Army	53.90
137	Memphis	53.67
138	Youngstown St	53.44
139	Tulane	52.59
140	Akron	52.51
141	Texas St-San Marcos	52.50
142	Missouri St	52.34
143	Miami OH	51.63

A grayscale background image showing a large crowd of people, likely at a sports event. In the foreground, a person wearing a white hard hat and a dark jacket is looking down, possibly at a clipboard or a piece of equipment. Other people in the background are also wearing hard hats, suggesting a construction or industrial setting. The overall scene is busy and focused on a specific task or event.

144	Furman	51.63
145	Harvard	51.03
146	Prairie View A&M	50.86
147	Illinois St	50.84
148	Maine	50.75
149	Southern Utah	50.51
150	New Mexico St	50.28
151	North Texas	50.04
152	Cal Poly SLO	49.87
153	South Dakota	49.63
154	Florida A&M	49.57
155	Colgate	49.50
156	Samford	49.47
157	North Dakota	49.47
158	Brown	49.36
159	SE Louisiana St	49.05
160	Rice	48.90
161	Chattanooga	48.42
162	Norfolk St	47.92
163	Ball St	47.88
164	Georgia Southern	47.86
165	North Dakota St	47.80
166	New Mexico	47.70
167	Wofford	47.34
168	Sacramento St	47.23
169	Grambling St	47.08
170	Hofstra	47.05
171	Central Arkansas	46.54
172	Central Conn St	46.34
173	The Citadel	46.23
174	Eastern Kentucky	44.72
175	Tennessee Tech	44.67
176	Stony Brook	44.19
177	Northern Colorado	43.46
178	Eastern Michigan	43.21
179	Coastal Carolina	43.13
180	Albany NY	42.93
181	Charleston Southern	42.80
182	Northeastern	42.50
183	Western Kentucky	42.28
184	Sam Houston St	41.67

A grayscale background image showing a large crowd of people, likely at a sports event. In the foreground, a person wearing a white hard hat and a dark jacket is looking down, possibly at a clipboard or a piece of equipment. Other people in the background are also wearing hard hats, suggesting a construction or industrial setting. The overall scene is busy and focused.

185	Alabama A&M	41.33
186	Southern U.	40.73
187	Gardner-Webb	40.60
188	Portland St	40.54
189	Hampton	39.63
190	Towson	39.50
191	Dayton	39.47
192	Western Illinois	39.40
193	Yale	39.32
194	Morgan St	39.25
195	Delaware St	39.16
196	Arkansas-Pine Bluff	39.16
197	Rhode Island	38.78
198	Texas Southern	38.64
199	Lehigh	38.58
200	Drake	38.56
201	Columbia	38.46
202	Idaho St	38.19
203	Austin Peay	38.19
204	Fordham	38.12
205	Old Dominion	37.92
206	Tennessee-Martin	37.84
207	Western Carolina	37.66
208	Bethune-Cookman	37.64
209	Monmouth NJ	36.67
210	Dartmouth	36.21
211	Wagner	36.12
212	North Carolina A&T	35.48
213	Indiana St	35.25
214	VMI	35.10
215	Nicholls St	34.95
216	Jacksonville FL	34.61
217	SE Missouri St	34.10
218	Jackson St	34.01
219	Princeton	33.73
220	Butler	32.94
221	Alcorn St	32.89
222	Murray St	32.69
223	Tennessee St	32.67
224	Robert Morris	31.79
225	Marist	31.54



226	Bryant	31.46
227	Cornell NY	31.08
228	Northwestern St	30.72
229	Bucknell	29.22
230	Howard	28.17
231	North Carolina Central	28.10
232	Winston-Salem St	27.53
233	Duquesne	27.12
234	Alabama St	26.87
235	Presbyterian	26.13
236	Davidson	25.94
237	San Diego	25.89
238	St Francis PA	25.67
239	Sacred Heart	25.67
240	Georgetown DC	24.11
241	Mississippi Valley St	21.03
242	Savannah St	18.26
243	Campbell	18.16
244	Morehead St	14.48
245	Valparaiso	10.00