

## Ratings (10/31)

What's up with the Big 10? Wild and wacky weren't the words of choice years ago, when Woody and Bo were waging their land wars. Now we've got Indiana about to go up 21 points on unbeaten Iowa when a pass pinballs off of four people into the hands of an Iowa defensive back (who had overrun his blitz) who takes it 86 yards for a touchdown. After being picked off 4 times in the third quarter, Iowa QB Ricky Stanzi's first two passes of the fourth quarter go for TD's of 92 and 66 yards and the Hawkeyes win. Then Michigan scores in the third quarter to go up 13 on Illinois, but a replay shows the receiver was down at the 1. Michigan struggles to punch it in, but on 4<sup>th</sup> down the refs again signal TD ... and again the replay booth overrules it. Whereupon the Illini go 99 yards to take the lead and then shred Michigan the rest of the way. Crazy stuff.

Meanwhile, a set of circumstances exist whereby at the end of Saturday all 6 teams in the Big 12 North could be tied with 3 losses. It wouldn't even take that many upsets. But perhaps the word "upset" doesn't have much meaning anymore.

My ratings combine two separate calculations that use points for/against and wins/losses, respectively. Last week the version that only used wins and losses had Iowa #1 by a large margin; the points version had Iowa #17. This mirrored the BCS situation of Iowa #1 on the computers and #8 in the human polls. This week the wins/losses version has Oregon #1 with Iowa and Florida tied at #2. If the BCS computers again mirror my ratings, expect the Ducks to fly up the rankings and Iowa to drop. By the way, using only points this week Texas is a solid #1. Strength of schedule hurts the Horns, and it won't get much better with Central Florida this week.

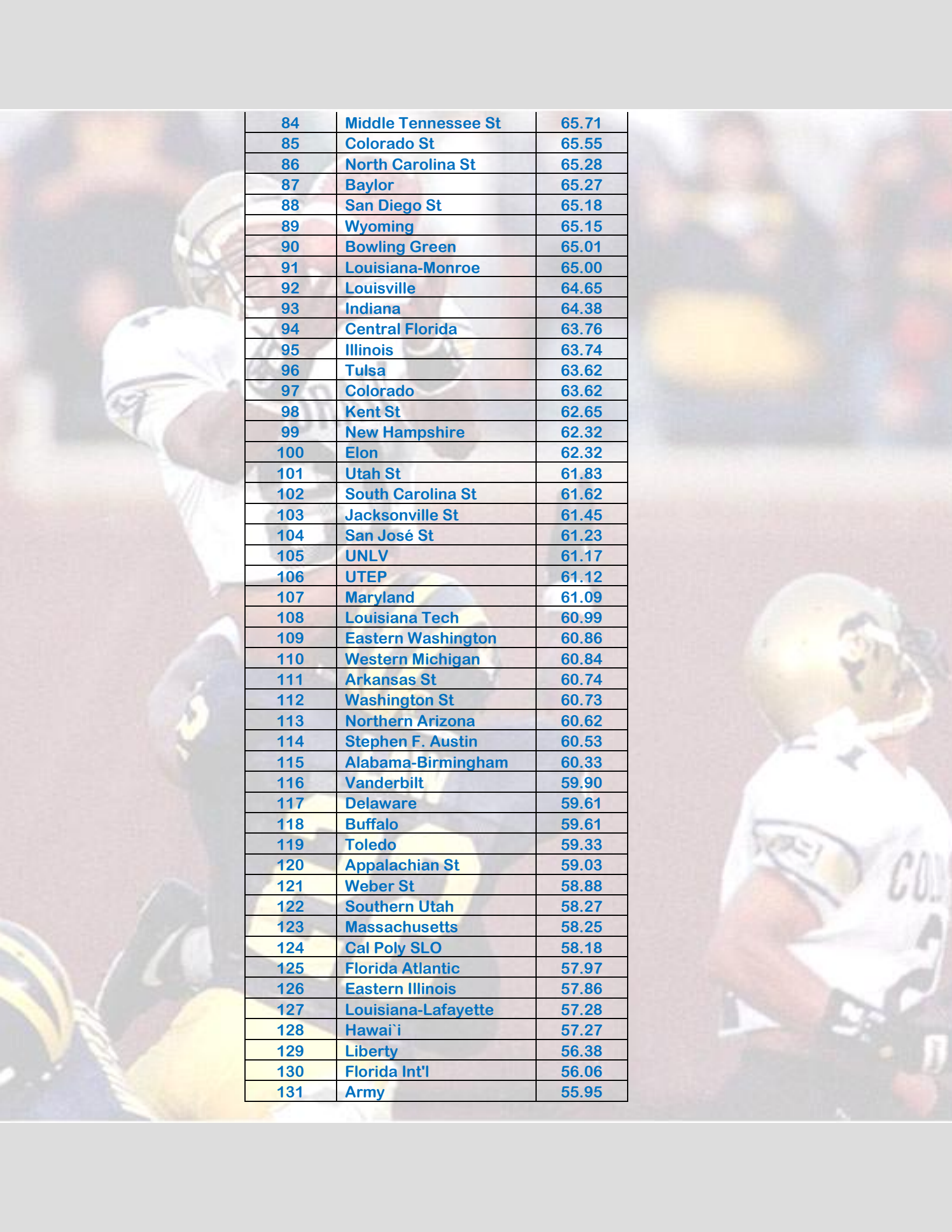
The two big games this week are LSU at Alabama and Ohio State at Penn State. An Alabama win would just about wrap up the SEC West and a much-anticipated date with Florida. The Buckeye/Nittany Lions game is an elimination game with the loser out of the Big 10 race. Ohio State controls its destiny, with Iowa visiting Columbus on 11/14.

The following predictions are straight from the ratings, with 4 points added for home field. Enjoy the games!

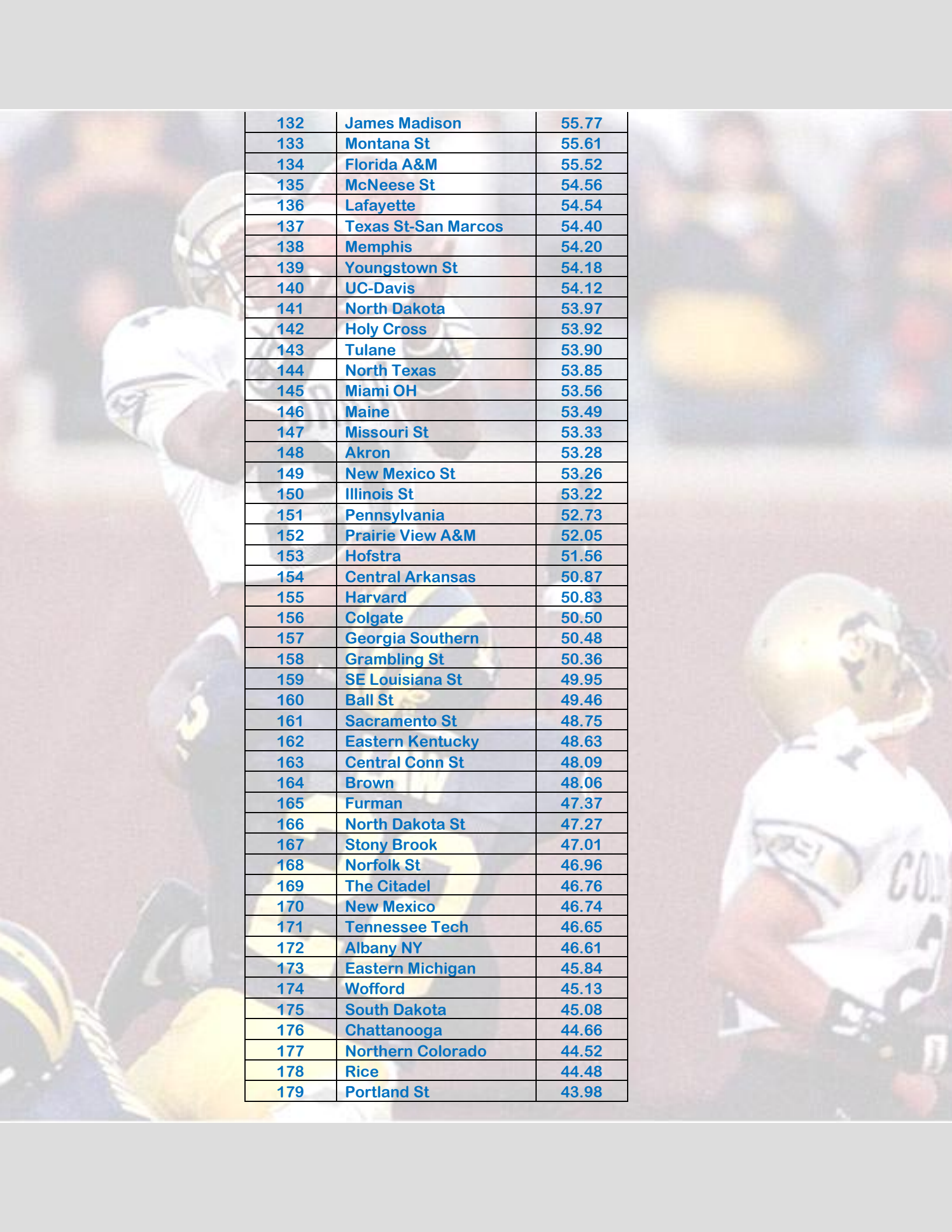
Virginia Tech over ECU by 14 (Revenge from last week, last year for Hokies?)  
Miami over Virginia by 18 (A little different than the last meeting in Miami?)  
North Carolina over Duke by 10 (Not as good as the basketball matchup.)  
Temple over Miami by 21 (Other Miami; a new Temple is unbeaten in the MAC)  
Oregon over Stanford by 10 (The Ducks need to watch out for that tree.)  
Alabama over LSU by 11 (Did the Tide find some O during their week off?)  
Penn State over Ohio State by 6 (Buckeyes having trouble with Pryor-ities)

1	Florida	95.13
2	Oregon	94.80
3	Texas	94.77
4	Alabama	93.40
5	TCU	90.87
6	Iowa	89.30
7	Boise St	88.70
8	Southern Cal	88.60
9	Georgia Tech	88.03
10	Cincinnati	87.43
11	Virginia Tech	87.31
12	LSU	86.49
13	Penn State	86.32
14	Ohio State	84.63
15	California	84.44
16	Miami FL	84.18
17	Arizona	83.96
18	Notre Dame	83.69
19	Pittsburgh	82.42
20	Wisconsin	82.22
21	Oklahoma	81.88
22	Clemson	81.66
23	Utah	81.56
24	Oklahoma St	80.67
25	Tennessee	80.42
26	Brigham Young	79.67
27	Auburn	79.63
28	Boston College	79.62
29	Stanford	79.53
30	Houston	79.06
31	Texas Tech	79.01
32	Oregon St	78.88
33	Nebraska	78.74
34	West Virginia	77.97
35	Arkansas	77.84

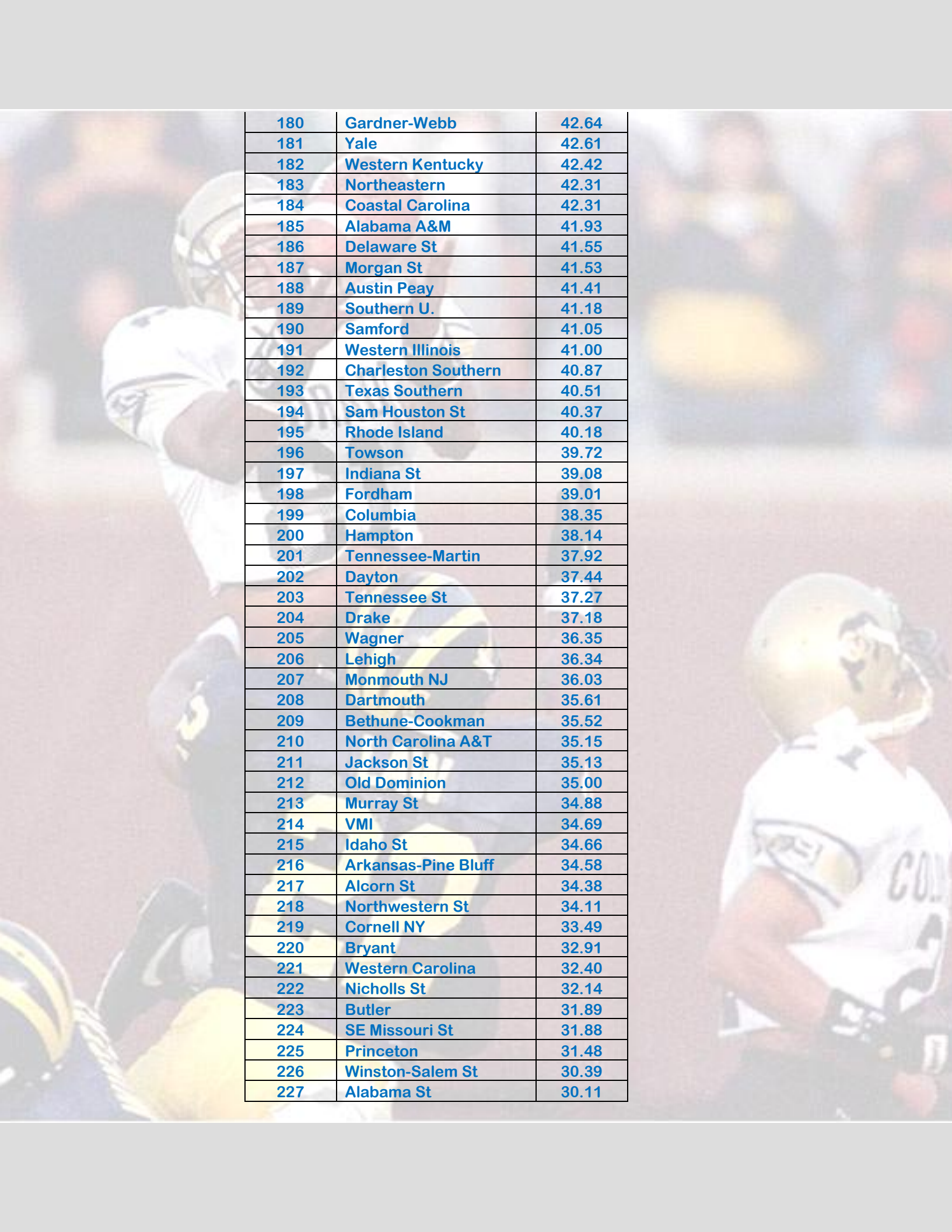
36	Washington	77.61
37	Georgia	77.34
38	South Carolina	77.28
39	Mississippi	77.22
40	Florida St	77.03
41	Minnesota	76.67
42	Fresno St	76.41
43	South Florida	76.27
44	Kentucky	76.02
45	Missouri	75.69
46	UCLA	75.39
47	North Carolina	75.38
48	Michigan St	74.27
49	Central Michigan	74.00
50	Navy	73.72
51	Texas A&M	73.63
52	Mississippi St	73.50
53	Kansas	73.32
54	Air Force	72.88
55	Montana	72.83
56	Troy	72.58
57	Arizona St	72.57
58	Nevada	72.03
59	Michigan	71.68
60	Idaho	71.63
61	Richmond	71.60
62	Wake Forest	71.45
63	Rutgers	70.91
64	Temple	70.82
65	Connecticut	70.74
66	Iowa St	70.28
67	Purdue	70.15
68	Villanova	69.97
69	Kansas St	69.95
70	Virginia	69.85
71	Marshall	69.84
72	Duke	68.91
73	Northern Illinois	68.80
74	East Carolina	68.80
75	South Dakota St	68.69
76	SMU	68.56
77	William & Mary	68.49
78	Southern Illinois	67.60
79	Syracuse	66.86
80	Southern Miss	66.83
81	Ohio U.	66.35
82	Northern Iowa	66.21
83	Northwestern	65.89



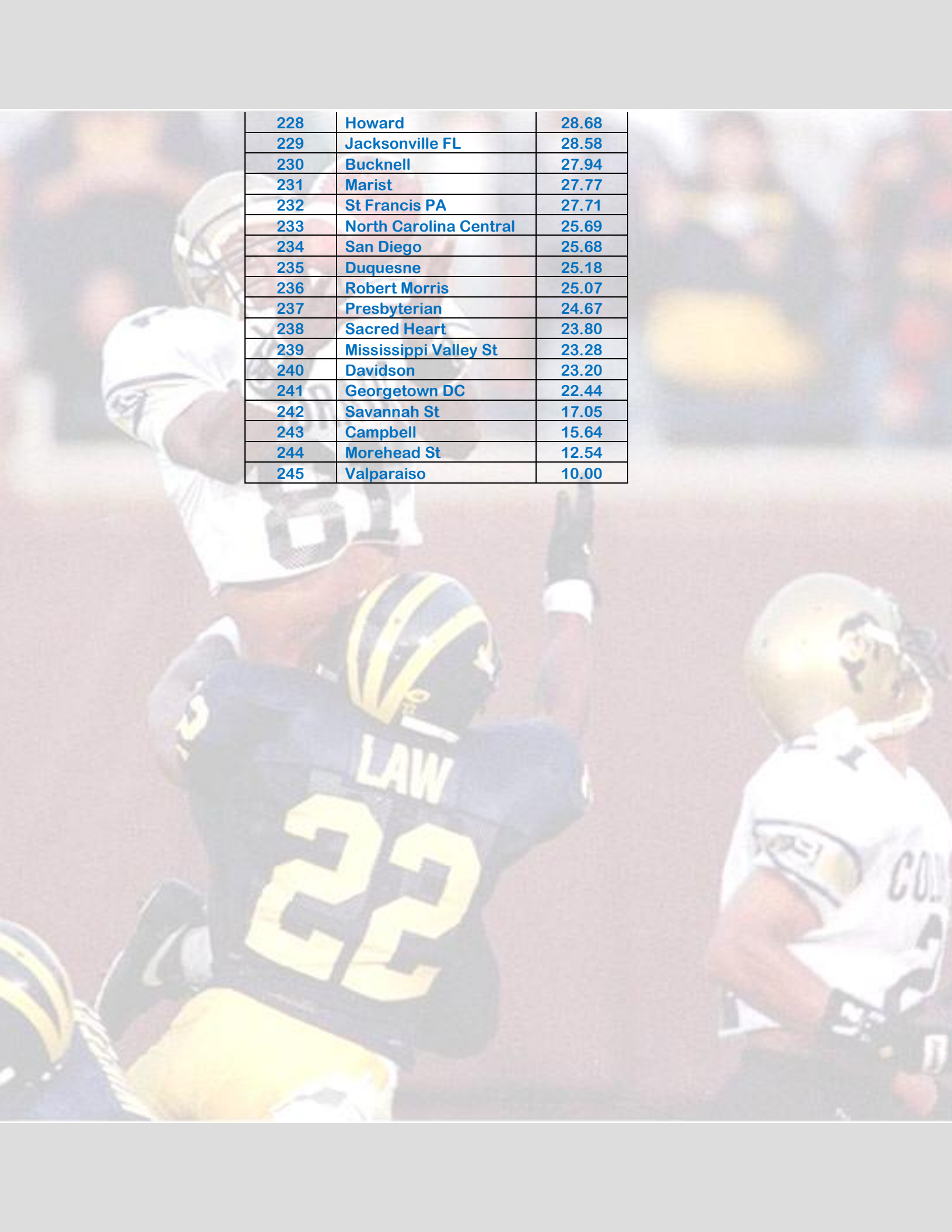
84	Middle Tennessee St	65.71
85	Colorado St	65.55
86	North Carolina St	65.28
87	Baylor	65.27
88	San Diego St	65.18
89	Wyoming	65.15
90	Bowling Green	65.01
91	Louisiana-Monroe	65.00
92	Louisville	64.65
93	Indiana	64.38
94	Central Florida	63.76
95	Illinois	63.74
96	Tulsa	63.62
97	Colorado	63.62
98	Kent St	62.65
99	New Hampshire	62.32
100	Elon	62.32
101	Utah St	61.83
102	South Carolina St	61.62
103	Jacksonville St	61.45
104	San José St	61.23
105	UNLV	61.17
106	UTEP	61.12
107	Maryland	61.09
108	Louisiana Tech	60.99
109	Eastern Washington	60.86
110	Western Michigan	60.84
111	Arkansas St	60.74
112	Washington St	60.73
113	Northern Arizona	60.62
114	Stephen F. Austin	60.53
115	Alabama-Birmingham	60.33
116	Vanderbilt	59.90
117	Delaware	59.61
118	Buffalo	59.61
119	Toledo	59.33
120	Appalachian St	59.03
121	Weber St	58.88
122	Southern Utah	58.27
123	Massachusetts	58.25
124	Cal Poly SLO	58.18
125	Florida Atlantic	57.97
126	Eastern Illinois	57.86
127	Louisiana-Lafayette	57.28
128	Hawai'i	57.27
129	Liberty	56.38
130	Florida Int'l	56.06
131	Army	55.95



132	James Madison	55.77
133	Montana St	55.61
134	Florida A&M	55.52
135	McNeese St	54.56
136	Lafayette	54.54
137	Texas St-San Marcos	54.40
138	Memphis	54.20
139	Youngstown St	54.18
140	UC-Davis	54.12
141	North Dakota	53.97
142	Holy Cross	53.92
143	Tulane	53.90
144	North Texas	53.85
145	Miami OH	53.56
146	Maine	53.49
147	Missouri St	53.33
148	Akron	53.28
149	New Mexico St	53.26
150	Illinois St	53.22
151	Pennsylvania	52.73
152	Prairie View A&M	52.05
153	Hofstra	51.56
154	Central Arkansas	50.87
155	Harvard	50.83
156	Colgate	50.50
157	Georgia Southern	50.48
158	Grambling St	50.36
159	SE Louisiana St	49.95
160	Ball St	49.46
161	Sacramento St	48.75
162	Eastern Kentucky	48.63
163	Central Conn St	48.09
164	Brown	48.06
165	Furman	47.37
166	North Dakota St	47.27
167	Stony Brook	47.01
168	Norfolk St	46.96
169	The Citadel	46.76
170	New Mexico	46.74
171	Tennessee Tech	46.65
172	Albany NY	46.61
173	Eastern Michigan	45.84
174	Wofford	45.13
175	South Dakota	45.08
176	Chattanooga	44.66
177	Northern Colorado	44.52
178	Rice	44.48
179	Portland St	43.98



180	Gardner-Webb	42.64
181	Yale	42.61
182	Western Kentucky	42.42
183	Northeastern	42.31
184	Coastal Carolina	42.31
185	Alabama A&M	41.93
186	Delaware St	41.55
187	Morgan St	41.53
188	Austin Peay	41.41
189	Southern U.	41.18
190	Samford	41.05
191	Western Illinois	41.00
192	Charleston Southern	40.87
193	Texas Southern	40.51
194	Sam Houston St	40.37
195	Rhode Island	40.18
196	Towson	39.72
197	Indiana St	39.08
198	Fordham	39.01
199	Columbia	38.35
200	Hampton	38.14
201	Tennessee-Martin	37.92
202	Dayton	37.44
203	Tennessee St	37.27
204	Drake	37.18
205	Wagner	36.35
206	Lehigh	36.34
207	Monmouth NJ	36.03
208	Dartmouth	35.61
209	Bethune-Cookman	35.52
210	North Carolina A&T	35.15
211	Jackson St	35.13
212	Old Dominion	35.00
213	Murray St	34.88
214	VMI	34.69
215	Idaho St	34.66
216	Arkansas-Pine Bluff	34.58
217	Alcorn St	34.38
218	Northwestern St	34.11
219	Cornell NY	33.49
220	Bryant	32.91
221	Western Carolina	32.40
222	Nicholls St	32.14
223	Butler	31.89
224	SE Missouri St	31.88
225	Princeton	31.48
226	Winston-Salem St	30.39
227	Alabama St	30.11



228	Howard	28.68
229	Jacksonville FL	28.58
230	Bucknell	27.94
231	Marist	27.77
232	St Francis PA	27.71
233	North Carolina Central	25.69
234	San Diego	25.68
235	Duquesne	25.18
236	Robert Morris	25.07
237	Presbyterian	24.67
238	Sacred Heart	23.80
239	Mississippi Valley St	23.28
240	Davidson	23.20
241	Georgetown DC	22.44
242	Savannah St	17.05
243	Campbell	15.64
244	Morehead St	12.54
245	Valparaiso	10.00