

## Ratings 11-10-12

Welcome back to **By the Numbers**, a rating system for college football teams. Descriptions of the system and ratings from past weeks and years can be found at [www.roanoke.edu/mcsp/minton/bynumbers.html](http://www.roanoke.edu/mcsp/minton/bynumbers.html).

I watched the beginning of the Sunday night BCS Rankings Show on ESPN and they opened by saying “Alabama is still #1, this is an outrage ...” and then they all laughed and said that the system is not *that* messed up. Maybe you shouldn’t look too closely at the ratings below.

Johnny Manziel is amazing, torching the Alabama defense for 3 first quarter touchdowns. And he’s got the nickname Johnny Football! (There’s a current legal negotiation to trademark that nickname involving the Manziel family – what a world.) I hope he handles the hype better than last year’s phenom-great nickname Tyrann “Honey Badger” Mathieu. You might want to Google “Johnny Manziel Scooby Doo” to see how he’s handling things so far.

And he might not be the best freshman QB in the country. Oregon’s Marcus Mariota also had a big Saturday, after he had seemingly injured his shoulder against Cal. He came back to throw 6 touchdown passes. It turns out that Manziel and Mariota are connected: both originally committed to Oregon. Manziel changed his mind and stayed closer to home.

So, we’re down to 3 for the national championship. Oregon is still low in the computer polls, but will rise if they win their remaining games against Stanford, Oregon State and either UCLA or USC. Notre Dame needs either K-State or Oregon to lose. K-State has Baylor and Texas left, so it’s possible. The Irish, meanwhile, host Wake Forest before visiting Southern Cal. This could get very interesting if a couple of upsets occur.

The West Coast has this week’s big games: Stanford at Oregon and USC at UCLA. The Ducks had some key injuries against Cal (insert Aflac joke here) but the system has been unstoppable. The winner of the USC/UCLA game goes to the conference championship. Bigger prizes were at stake when the two played in 1967. UCLA was #1 and USC was #4, and they featured the top two Heisman candidates in Gary Beban and O.J. Simpson. Beban threw for over 300 yards (which converts to 520 in 2012 passing yards) in spite of



bruised ribs, but the Juice got loose for a long touchdown run to win the game. Beban, nonetheless, won the Heisman. Simpson won it the following year. Beban still has his. The talk this week is about whether Johnny Manziel can become the first freshman Heisman trophy winner; in 1967, the question was whether O.J. should be considered in his junior year. Times change.

The winner (USC) was the conference champion ... of the AAWU (Athletic Association of Western Universities), informally known as the Pac 8. Did you know that when a pay-for-play scandal broke up the old Pacific Coast Conference in 1959, there were numerous discussions that almost resulted in a conference made up of UCLA, USC, Cal, Stanford, Washington, Army, Navy, Air Force, Notre Dame, Pitt, Penn State, Syracuse (all independents) and possibly Penn, Duke and Georgia Tech? Interesting to think about.

Above, I adjusted Gary Beban's 1967 passing yards for inflation. Given the USC scandal about removing air from game footballs to make it easier for Matt Barkley to grip, perhaps the correct phrase is adjusting for deflation. And now that we're talking about word choice, I note that Wikipedia has an apt mangling of the language. It seems that UCLA had a Throwback Jersey Day in 2009 for Beban's #16 jersey, featuring UCLA's 1967 colors gold and "resplendid powder blue." Back in the day, it was splendid, so now it's ...

Back to this week's games. The SEC takes the week off with out-of-conference games against Wofford, Jacksonville State, Georgia Southern, Alabama A&M, Sam Houston State and Western Carolina. The hit on strength of schedule is the primary reason that my computer does not give the SEC slots #4-9 in this week's rankings. That feature of the BCS is incredible! To be fair, I should say that Sam Houston State is ranked above Auburn and three of those teams are ranked above the bottom two ACC teams.

The ACC continues to try to find an opponent for Florida State. Duke controls its own destiny! Georgia Tech is back in the hunt after a 68-50 win at the Dean Dome. The Hokies are not eliminated, apparently.

Division/conference titles are on the line with Toledo and Northern Illinois (MAC West) and Utah State and Louisiana Tech (WAC), Harvard and Yale get together for The Game (I highly recommend the documentary *Harvard Beats*


**Yale, 29-29 about the 1968 game; remarkable interviews!) and Lehigh and Lafayette convene for the 148<sup>th</sup> renewal of the first football rivalry.**

**Here are predictions, based on the ratings with 4 points added for home field.**

- Northern Illinois over Toledo by 8**
- North Carolina over Virginia by 4**
- Oregon over Stanford by 12**
- UCLA over USC by 3**
- Virginia Tech over Boston College by 4**
- Tulsa over UCF by 2**
- Ohio State over Wisconsin by 3**
- Louisiana Tech over Utah State by 2**
- Oklahoma over West Virginia by 10**
- Kansas State over Baylor by 17**
- Georgia Tech over Duke by 3**
- Cincinnati over Rutgers by 3**
- Harvard over Yale by 30**
- Lehigh over Lafayette by 9**

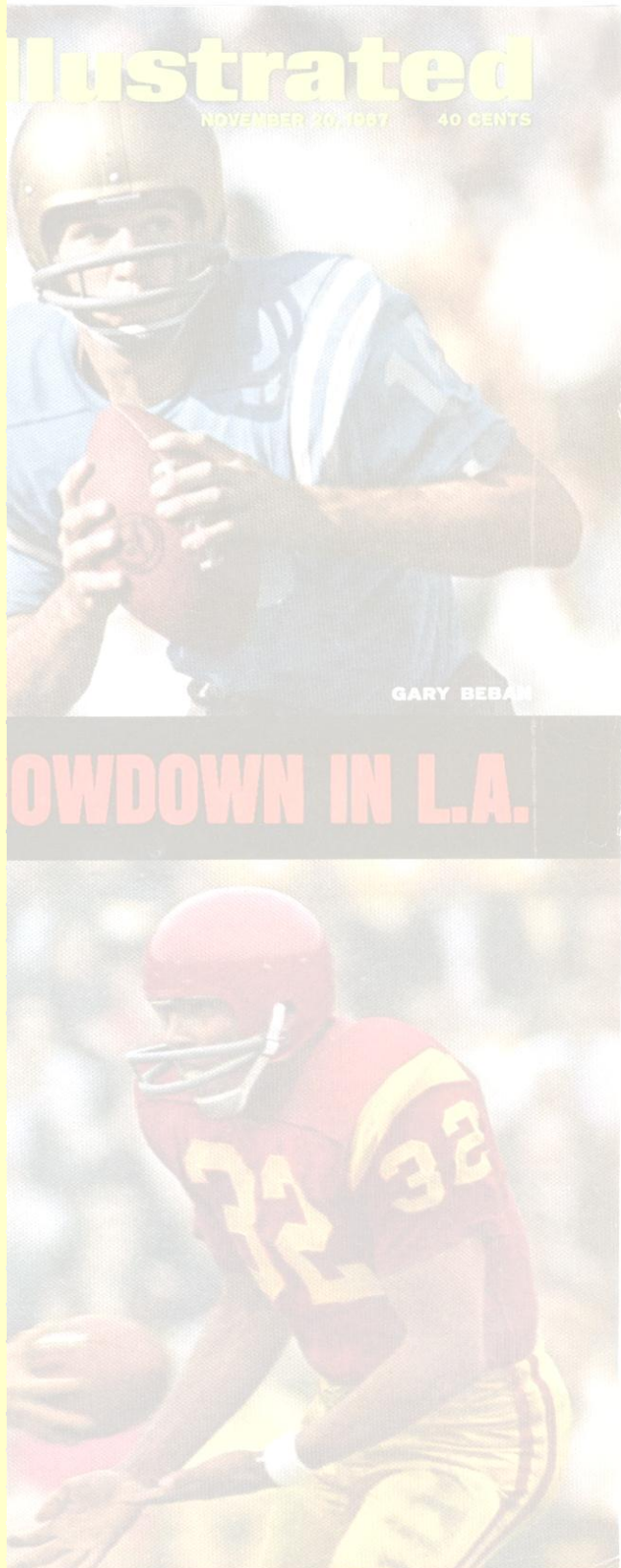
## **USC vs. UCLA: SHOWDOWN IN L.A.**

1	Alabama	95.59
2	Oregon	95.10
3	Kansas St	94.25
4	Florida	92.19
5	Notre Dame	91.85
6	Texas A&M	90.76
7	Georgia	88.75
8	LSU	88.28
9	Oklahoma	88.19
10	South Carolina	87.56
11	Stanford	87.13
12	Oregon St	87.01
13	Ohio State	86.92
14	Texas	83.81
15	Southern Cal	83.66
16	Florida St	83.64
17	UCLA	82.91
18	Nebraska	82.81
19	Clemson	82.63
20	Michigan	81.81

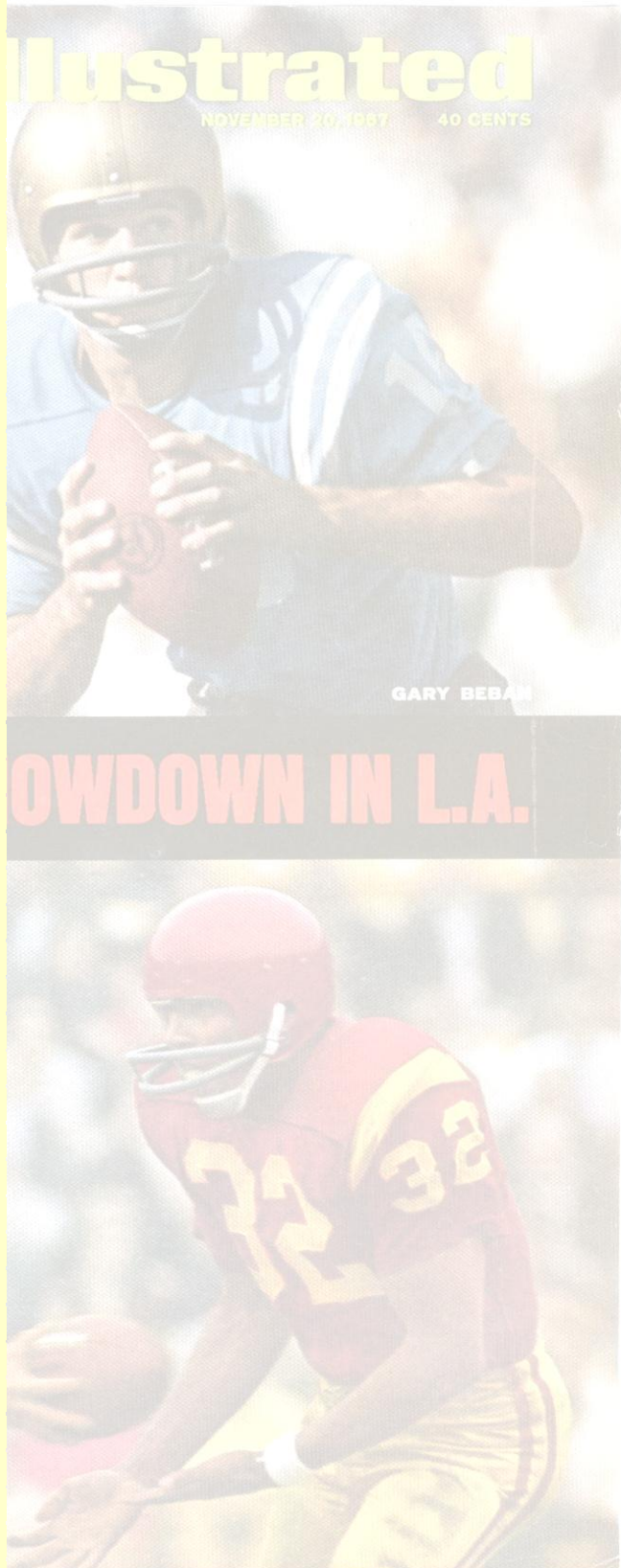




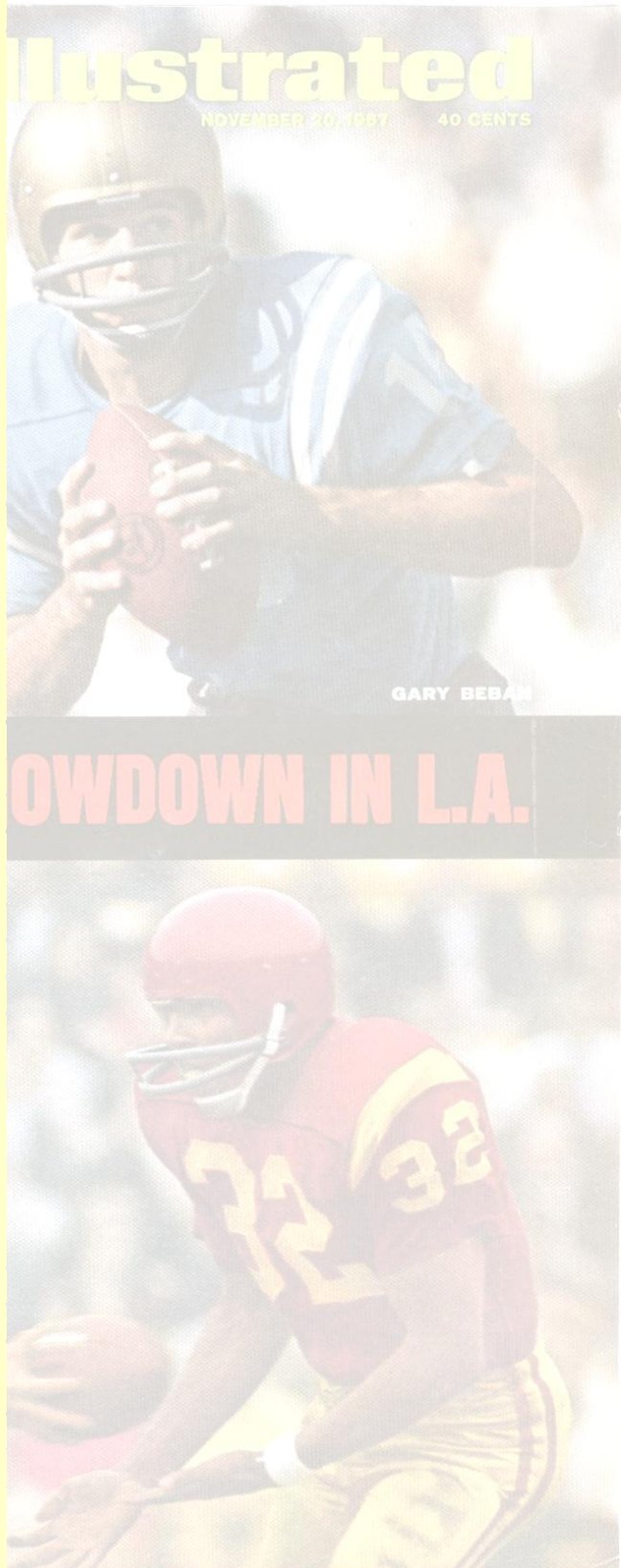
21	Oklahoma St	81.62
22	Texas Tech	80.66
23	Arizona	80.60
24	Wisconsin	79.78
25	Washington	79.61
26	Arizona St	78.08
27	Mississippi St	77.75
28	Utah St	77.66
29	Missouri	77.12
30	Northern Illinois	76.92
31	Northwestern	76.68
32	Iowa St	75.87
33	Louisiana Tech	75.81
34	Penn State	75.76
35	Fresno St	75.54
36	Boise St	75.54
37	Louisville	75.52
38	Brigham Young	75.47
39	Michigan St	75.43
40	Rutgers	75.04
41	San José St	74.91
42	Vanderbilt	74.69
43	TCU	74.66
44	Cincinnati	74.65
45	Mississippi	74.31
46	Central Florida	74.02
47	West Virginia	73.93
48	San Diego St	73.27
49	Kent St	73.05
50	Baylor	72.89
51	Utah	72.75
52	Toledo	72.53
53	Tulsa	72.14
54	North Carolina	71.86
55	North Dakota St	71.70
56	Miami FL	71.23
57	Tennessee	71.14
58	Ball St	71.09
59	Syracuse	70.87
60	Arkansas St	70.79
61	Arkansas	70.53
62	Minnesota	70.21
63	Purdue	69.33
64	California	69.06
65	North Carolina St	68.60



66	Louisiana-Monroe	68.59
67	Duke	68.39
68	Louisiana-Lafayette	67.58
69	Georgia Tech	67.32
70	Iowa	67.29
71	Navy	67.11
72	Montana St	66.93
73	Middle Tennessee St	66.75
74	Virginia Tech	66.62
75	Western Kentucky	66.28
76	Indiana	66.21
77	East Carolina	65.54
78	Eastern Washington	65.45
79	Bowling Green	65.20
80	Ohio U.	65.19
81	Nevada	65.12
82	Sam Houston St	64.70
83	Auburn	64.62
84	SMU	64.33
85	Pittsburgh	64.08
86	Indiana St	63.98
87	South Florida	63.81
88	Illinois St	63.71
89	Virginia	63.55
90	Georgia Southern	63.50
91	Troy	63.38
92	South Dakota St	63.11
93	Washington St	62.35
94	Kansas	62.35
95	Cal Poly SLO	62.25
96	Wake Forest	62.07
97	Kentucky	62.02
98	Eastern Illinois	61.85
99	Eastern Kentucky	60.97
100	Western Michigan	60.60
101	Air Force	60.41
102	Central Arkansas	60.37
103	Houston	60.05
104	Appalachian St	59.99
105	North Texas	59.93
106	Northern Arizona	59.89
107	Wofford	59.82
108	Tennessee-Martin	59.79
109	Southern Illinois	59.68
110	Tennessee St	59.42

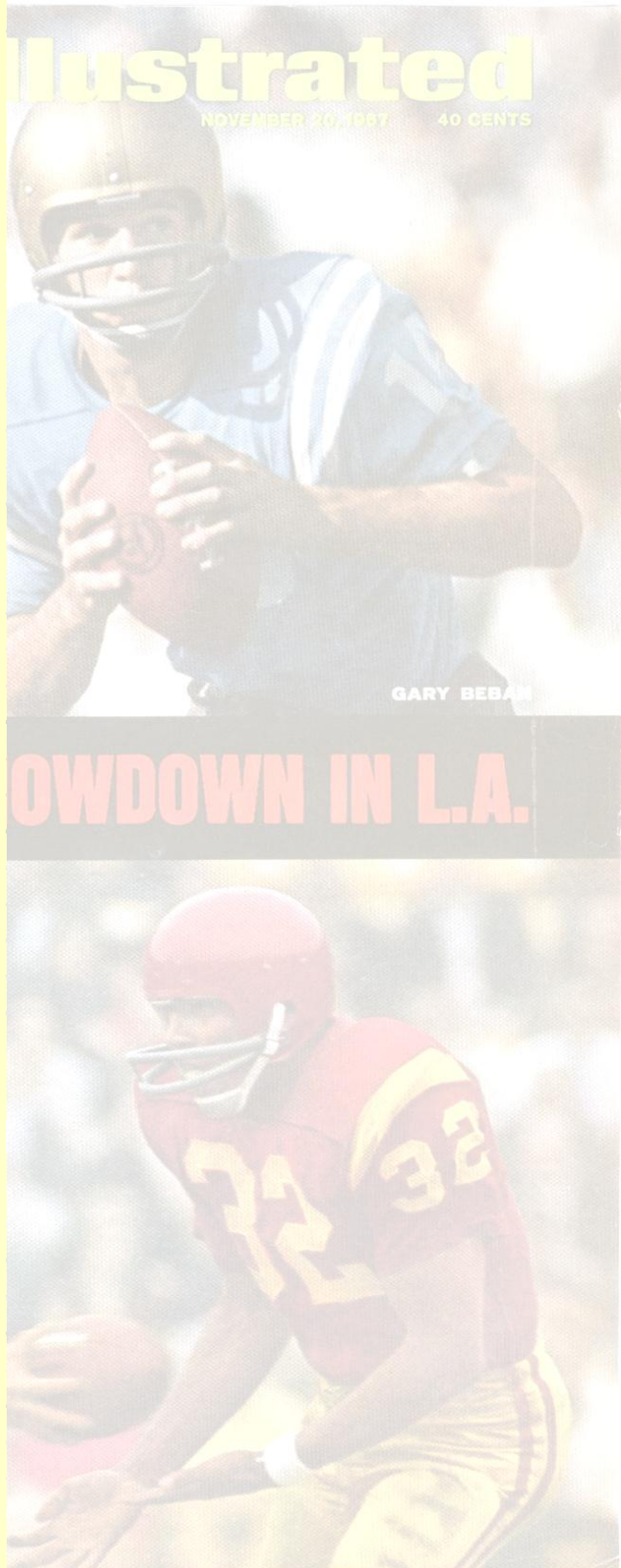


111	Connecticut	59.42
112	Temple	59.30
113	Maryland	59.19
114	Boston College	58.67
115	Old Dominion	58.62
116	Florida Atlantic	58.30
117	Rice	58.14
118	Wyoming	57.94
119	Illinois	57.84
120	Miami OH	57.79
121	Central Michigan	57.67
122	Northern Iowa	57.65
123	Texas St-San Marcos	57.53
124	Buffalo	57.17
125	Marshall	57.06
126	Youngstown St	57.05
127	Alabama-Birmingham	56.93
128	Stony Brook	56.81
129	Towson	56.75
130	Jacksonville St	56.70
131	Bethune-Cookman	56.70
132	Colorado St	56.68
133	UTEP	56.49
134	New Mexico	56.32
135	Texas-San Antonio	56.30
136	Missouri St	56.05
137	Samford	55.94
138	Villanova	55.82
139	UNLV	55.57
140	Southern Utah	55.28
141	Richmond	55.26
142	North Dakota	55.15
143	New Hampshire	54.76
144	Army	54.70
145	Sacramento St	54.67
146	Florida Int'l	54.48
147	James Madison	54.45
148	Murray St	54.42
149	Chattanooga	54.26
150	Colorado	54.23
151	Harvard	54.08
152	McNeese St	54.00
153	Montana	52.92
154	Coastal Carolina	52.81
155	The Citadel	52.76

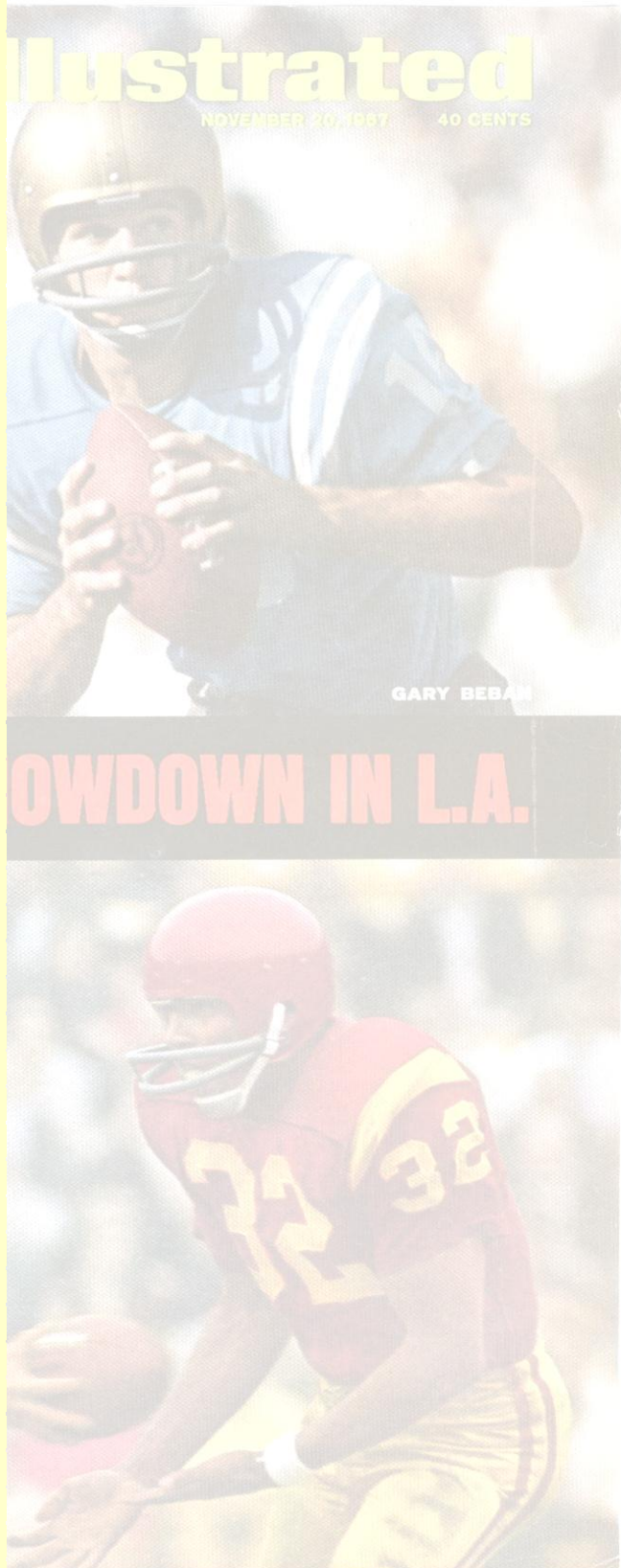




156	Albany NY	51.34
157	Memphis	51.31
158	Eastern Michigan	50.83
159	Lehigh	50.61
160	Tulane	50.25
161	South Alabama	49.94
162	Arkansas-Pine Bluff	49.04
163	Colgate	48.49
164	Portland St	48.07
165	Akron	47.71
166	Southern Miss	47.66
167	Stephen F. Austin	47.61
168	Hawai'i	47.58
169	UC-Davis	47.47
170	Alabama St	47.25
171	Idaho	47.24
172	Tennessee Tech	47.05
173	Maine	47.04
174	Northern Colorado	46.90
175	Furman	46.66
176	Delaware	46.39
177	SE Louisiana St	46.35
178	New Mexico St	46.32
179	Delaware St	46.13
180	Princeton	45.28
181	North Carolina A&T	45.28
182	Northwestern St	45.24
183	Jackson St	44.98
184	South Carolina St	44.96
185	SE Missouri St	44.75
186	Wagner	44.73
187	Liberty	44.68
	North Carolina	
188	Central	44.27
189	South Dakota	44.06
190	Massachusetts	43.99
191	Weber St	43.84
192	Brown	43.56
193	Howard	43.44
194	Fordham	43.37
195	Drake	42.92
196	Elon	42.88
197	Alabama A&M	42.87
198	Western Illinois	42.81
199	Florida A&M	42.79



200	Pennsylvania	42.63
201	San Diego	42.21
202	William & Mary	40.78
203	Dartmouth	39.45
204	Georgetown DC	37.72
205	Lafayette	37.54
206	Monmouth NJ	37.31
207	Jacksonville FL	37.25
208	Duquesne	37.21
209	Cornell NY	36.63
210	Dayton	36.32
211	St Francis PA	36.31
212	Lamar	36.22
213	Norfolk St	35.65
214	Butler	35.45
215	Mississippi Valley St	35.24
216	Western Carolina	35.16
217	Austin Peay	34.80
218	Robert Morris PA	34.68
219	Morgan St	34.54
220	Charleston Southern	33.61
221	Southern U.	33.40
222	Hampton	33.27
223	Gardner-Webb	33.21
224	Georgia St	33.19
225	Nicholls St	32.08
226	Columbia	32.07
227	Alcorn St	31.87
228	Bryant	31.50
229	Prairie View A&M	30.91
230	Holy Cross	30.76
231	Bucknell	30.18
232	Central Conn St	29.84
233	VMI	29.08
234	Idaho St	28.78
235	Sacred Heart	28.71
236	Marist	28.61
237	Yale	28.33
238	Morehead St	27.70
239	Rhode Island	27.15
240	Texas Southern	26.33
241	Presbyterian	25.24
242	Savannah St	23.55
243	Grambling St	23.19
244	Davidson	15.49






245 Valparaiso 13.92  
246 Campbell 10.00

# Sports Illustrated

NOVEMBER 20, 1967 40 CENTS



GARY BEBAN

## USC vs. UCLA: SHOWDOWN IN L.A.

O. J. SIMPSON

