

RATINGS 11-25-17

Welcome back to By the Numbers! This is a rating system that uses wins, losses, points for, points against and schedule (and nothing else) to rank college football teams. A more thorough description of the system is at www.roanoke.edu/mcsp/minton/bynumbers.html.

A fairly large shakeup at the top, but one that may leave the Playoff Selection Committee with an easy choice that maintains the one-team-per-power-conference precedent. That rule would leave Alabama out, but the choices get tough if Wisconsin and/or Oklahoma lose.

I hope the Committee is more settled than my ratings are. Here are three top 10s for this week. Which one do you like best?

1. Wisconsin/Clemson/PennSt/OhioSt/Georgia/Alabama/NotreDame/UCF/Miami/Oklahoma
2. Clemson/Wisconsin/Georgia/Miami/UCF/Notre Dame/Alabama/PennSt/OhioSt/USC
3. PennSt/OhioSt/Wisconsin/Clemson/Oklahoma/Wash./Georgia/Auburn/NotreDame/TCU

Number 1 is my combination ratings (Auburn is #11). Number 2 is the ratings based only on wins and losses (Auburn is #11). Number 3 is the ratings based only on points scored and allowed. Usually #2 and #3 are similar by this time of year. Other than underrating Auburn and Oklahoma, there is not that much similar about them. My two conclusions are that this year is unusually unsettled and that any team in the top four in all versions of the ratings should be in the playoffs.

The Pac-12 has an interesting championship game, although nobody is giving it much attention. Stanford and USC have had some good battles over the years, none more surprising than 2007. A 41-point underdog Stanford team scored a late touchdown to end #1 USC's 35-game winning streak 24-23. The big play for Stanford was a pass on 4th-and-20 down to the USC 7 with under a minute remaining. The big trivia question for the day is to name the wide receiver, who has gone on to considerable fame and infamy in the pros while playing for the USC coach. The lesser trivia questions are to name the two coaches, who went on to become rival coaches in the NFC West for a few years.

Here are some predictions.

Pac-12: USC 28, Stanford 27 AAC: UCF 45, Memphis 37

Dollars for Bowling: Florida State 49, UL Monroe 20

MAC: Toledo 34, Akron 19 C-USA: FAU 45, North Texas 37

Big 12: Oklahoma 32, TCU 27

SEC: Georgia 23, Auburn 20

ACC: Clemson 28, Miami 24

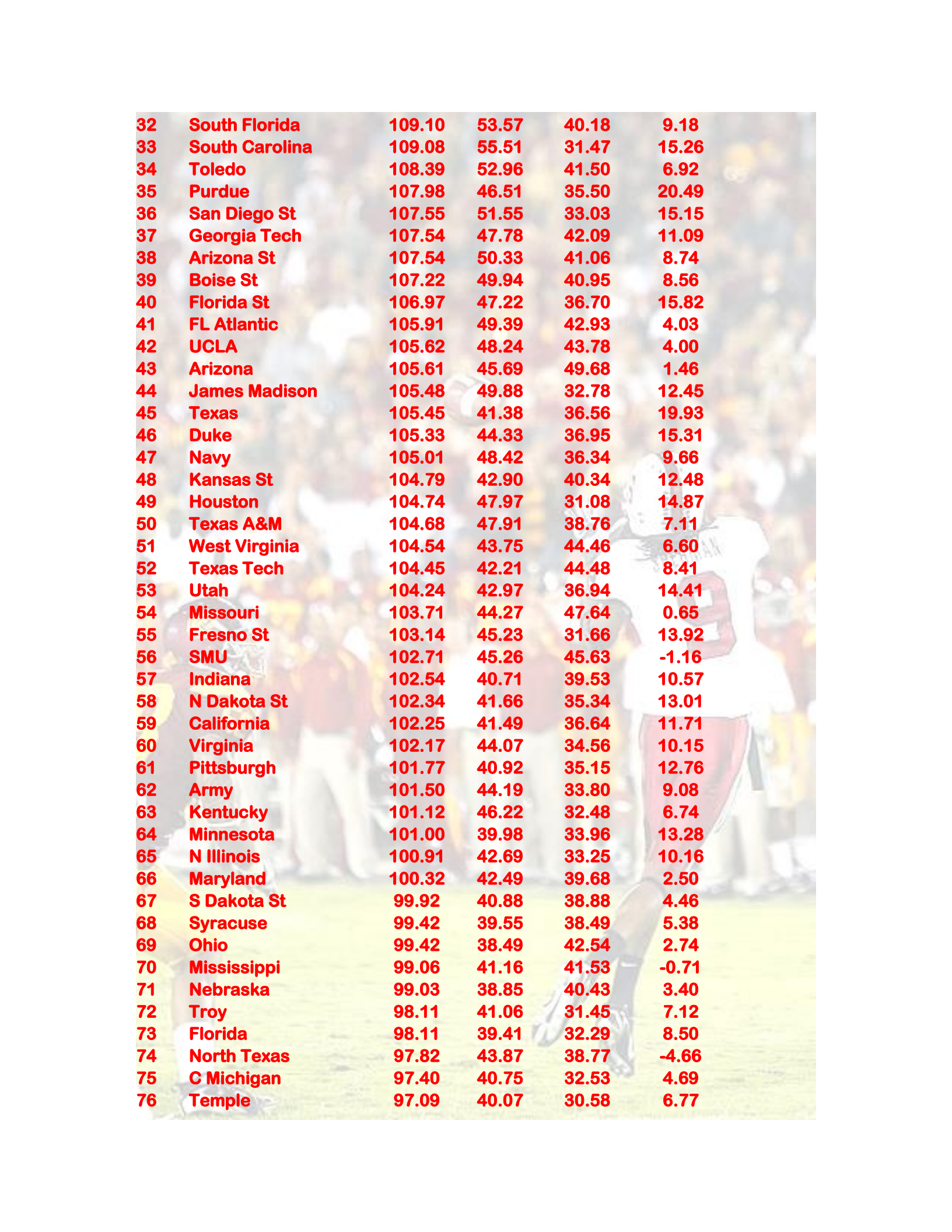
Big 10: Wisconsin 28, Ohio State 26

SunBelt: Troy 28, Arkansas State 25 Mtn West: Boise 28, Fresno 20

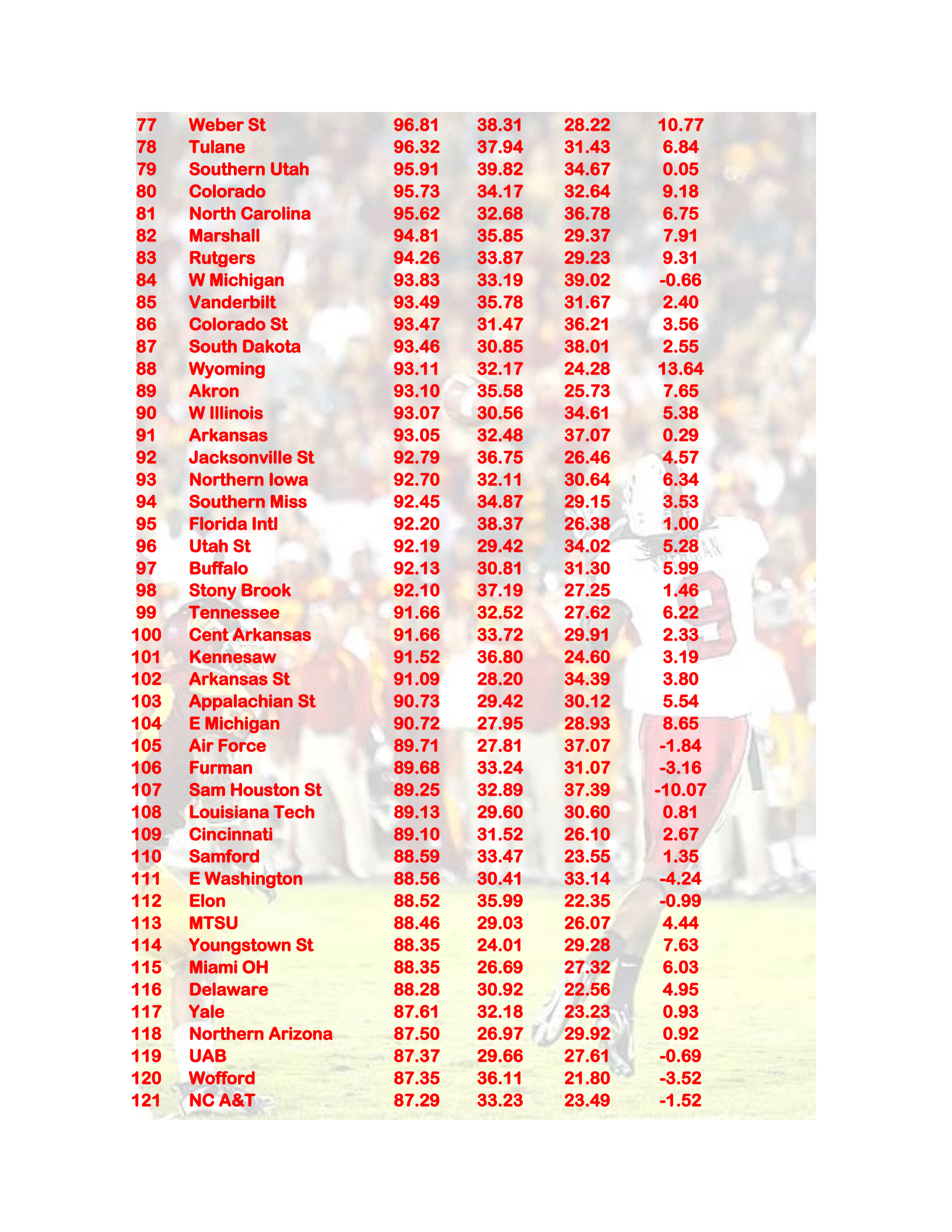
America's Game: Navy 27, Army 24

And here are the ratings:

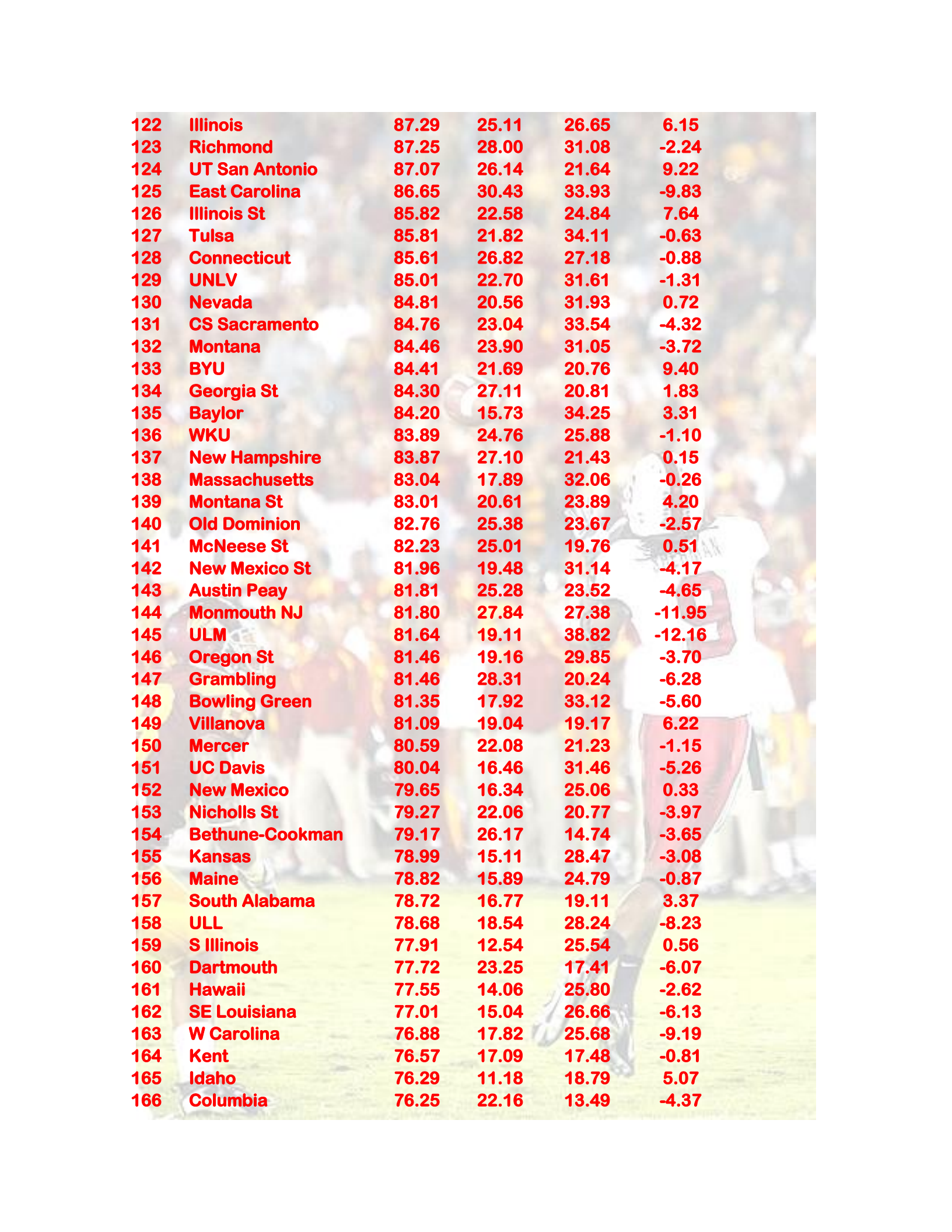
		Overall	Wins	Offense	Defense
1	Wisconsin	127.39	72.19	45.91	24.36
2	Clemson	127.07	72.20	46.46	22.99
3	Penn St	126.48	66.78	53.74	21.46
4	Ohio St	125.71	66.21	55.01	19.02
5	Georgia	125.46	70.91	44.79	22.37
6	Alabama	125.27	67.46	47.44	23.85
7	Notre Dame	123.88	68.81	49.12	16.89
8	UCF	123.15	70.36	50.15	11.97
9	Miami FL	122.86	70.40	42.85	18.48
10	Oklahoma	122.09	63.66	55.19	13.19
11	Auburn	122.02	64.79	44.27	22.43
12	Washington	121.36	62.49	45.81	22.31
13	USC	118.93	65.48	44.36	13.71
14	Stanford	118.40	62.43	42.46	18.34
15	Virginia Tech	117.16	59.85	38.21	22.95
16	Michigan St	117.12	63.51	35.14	21.02
17	TCU	116.67	56.63	40.94	23.26
18	Northwestern	116.37	59.44	41.54	18.16
19	Memphis	115.49	61.72	49.11	5.36
20	Iowa	115.08	55.08	42.95	19.36
21	Michigan	114.98	57.58	38.36	20.35
22	NC State	114.52	58.74	41.96	14.07
23	Oklahoma St	114.19	52.27	56.13	7.70
24	Washington St	113.55	57.93	40.71	13.99
25	Boston College	112.21	55.36	37.94	16.81
26	LSU	111.53	55.94	36.35	15.93
27	Louisville	111.53	52.58	49.12	7.65
28	Mississippi St	111.22	52.94	41.07	14.43
29	Wake Forest	110.23	50.99	44.18	11.46
30	Oregon	110.04	50.13	45.69	10.61
31	Iowa St	109.25	46.37	40.35	19.01



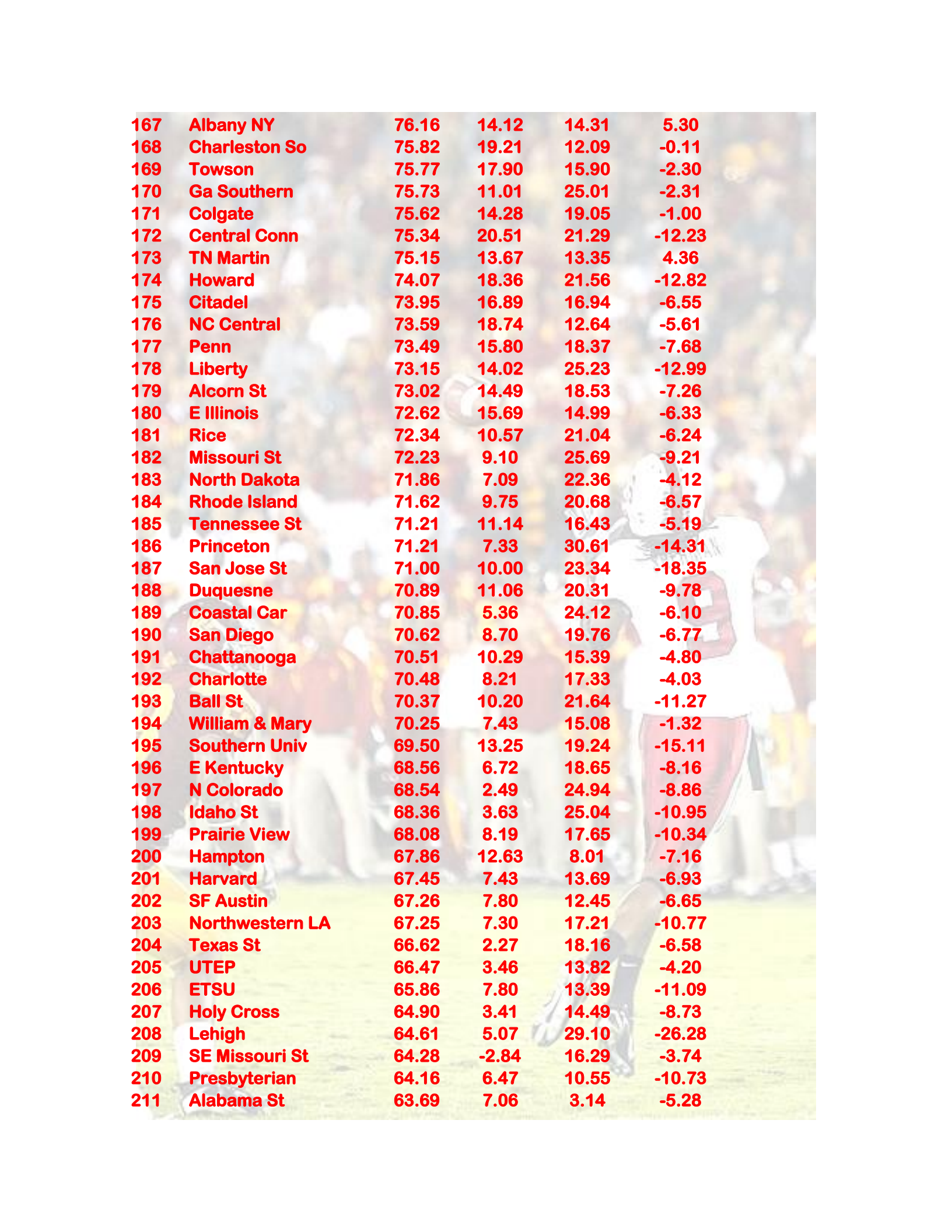
32	South Florida	109.10	53.57	40.18	9.18
33	South Carolina	109.08	55.51	31.47	15.26
34	Toledo	108.39	52.96	41.50	6.92
35	Purdue	107.98	46.51	35.50	20.49
36	San Diego St	107.55	51.55	33.03	15.15
37	Georgia Tech	107.54	47.78	42.09	11.09
38	Arizona St	107.54	50.33	41.06	8.74
39	Boise St	107.22	49.94	40.95	8.56
40	Florida St	106.97	47.22	36.70	15.82
41	FL Atlantic	105.91	49.39	42.93	4.03
42	UCLA	105.62	48.24	43.78	4.00
43	Arizona	105.61	45.69	49.68	1.46
44	James Madison	105.48	49.88	32.78	12.45
45	Texas	105.45	41.38	36.56	19.93
46	Duke	105.33	44.33	36.95	15.31
47	Navy	105.01	48.42	36.34	9.66
48	Kansas St	104.79	42.90	40.34	12.48
49	Houston	104.74	47.97	31.08	14.87
50	Texas A&M	104.68	47.91	38.76	7.11
51	West Virginia	104.54	43.75	44.46	6.60
52	Texas Tech	104.45	42.21	44.48	8.41
53	Utah	104.24	42.97	36.94	14.41
54	Missouri	103.71	44.27	47.64	0.65
55	Fresno St	103.14	45.23	31.66	13.92
56	SMU	102.71	45.26	45.63	-1.16
57	Indiana	102.54	40.71	39.53	10.57
58	N Dakota St	102.34	41.66	35.34	13.01
59	California	102.25	41.49	36.64	11.71
60	Virginia	102.17	44.07	34.56	10.15
61	Pittsburgh	101.77	40.92	35.15	12.76
62	Army	101.50	44.19	33.80	9.08
63	Kentucky	101.12	46.22	32.48	6.74
64	Minnesota	101.00	39.98	33.96	13.28
65	N Illinois	100.91	42.69	33.25	10.16
66	Maryland	100.32	42.49	39.68	2.50
67	S Dakota St	99.92	40.88	38.88	4.46
68	Syracuse	99.42	39.55	38.49	5.38
69	Ohio	99.42	38.49	42.54	2.74
70	Mississippi	99.06	41.16	41.53	-0.71
71	Nebraska	99.03	38.85	40.43	3.40
72	Troy	98.11	41.06	31.45	7.12
73	Florida	98.11	39.41	32.29	8.50
74	North Texas	97.82	43.87	38.77	-4.66
75	C Michigan	97.40	40.75	32.53	4.69
76	Temple	97.09	40.07	30.58	6.77



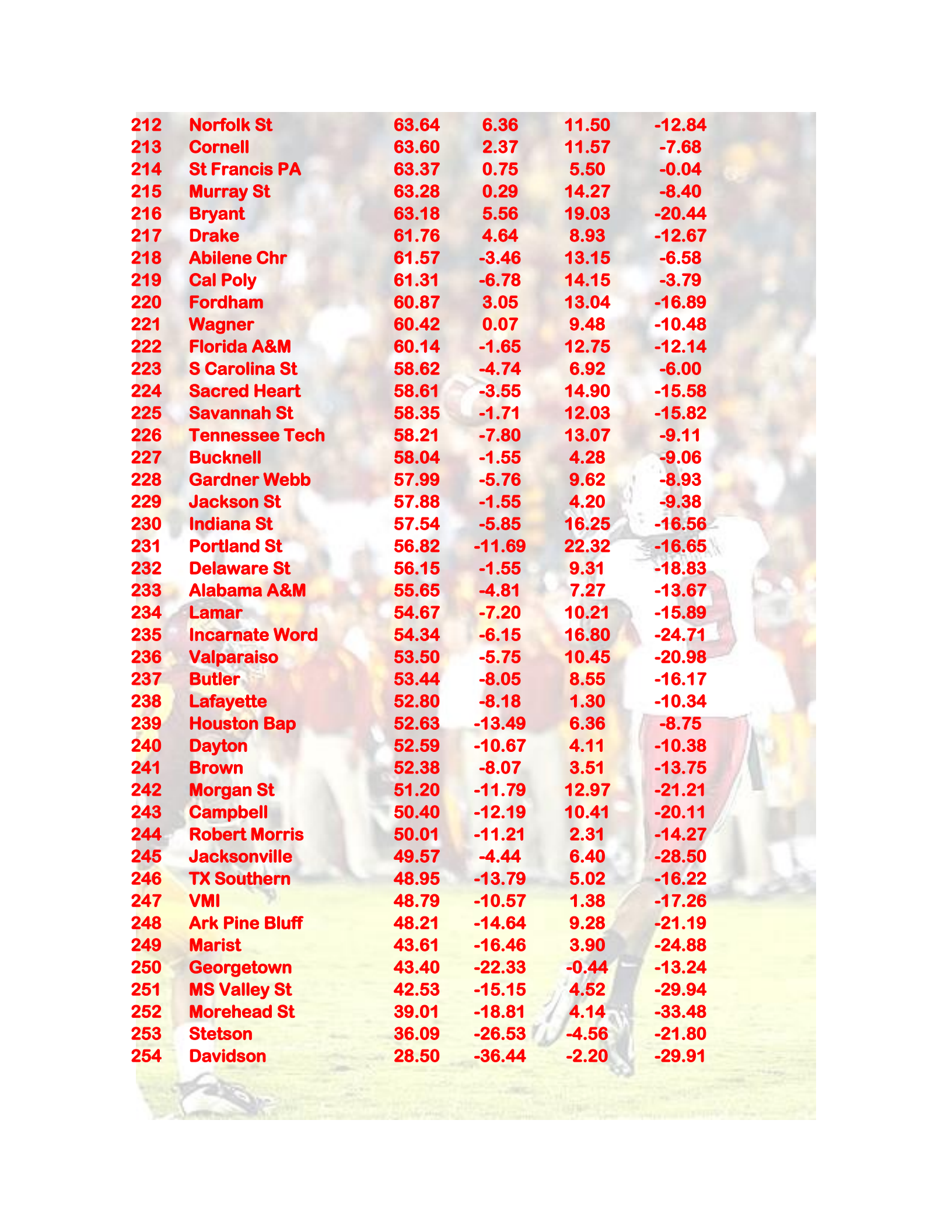
77	Weber St	96.81	38.31	28.22	10.77
78	Tulane	96.32	37.94	31.43	6.84
79	Southern Utah	95.91	39.82	34.67	0.05
80	Colorado	95.73	34.17	32.64	9.18
81	North Carolina	95.62	32.68	36.78	6.75
82	Marshall	94.81	35.85	29.37	7.91
83	Rutgers	94.26	33.87	29.23	9.31
84	W Michigan	93.83	33.19	39.02	-0.66
85	Vanderbilt	93.49	35.78	31.67	2.40
86	Colorado St	93.47	31.47	36.21	3.56
87	South Dakota	93.46	30.85	38.01	2.55
88	Wyoming	93.11	32.17	24.28	13.64
89	Akron	93.10	35.58	25.73	7.65
90	W Illinois	93.07	30.56	34.61	5.38
91	Arkansas	93.05	32.48	37.07	0.29
92	Jacksonville St	92.79	36.75	26.46	4.57
93	Northern Iowa	92.70	32.11	30.64	6.34
94	Southern Miss	92.45	34.87	29.15	3.53
95	Florida Intl	92.20	38.37	26.38	1.00
96	Utah St	92.19	29.42	34.02	5.28
97	Buffalo	92.13	30.81	31.30	5.99
98	Stony Brook	92.10	37.19	27.25	1.46
99	Tennessee	91.66	32.52	27.62	6.22
100	Cent Arkansas	91.66	33.72	29.91	2.33
101	Kennesaw	91.52	36.80	24.60	3.19
102	Arkansas St	91.09	28.20	34.39	3.80
103	Appalachian St	90.73	29.42	30.12	5.54
104	E Michigan	90.72	27.95	28.93	8.65
105	Air Force	89.71	27.81	37.07	-1.84
106	Furman	89.68	33.24	31.07	-3.16
107	Sam Houston St	89.25	32.89	37.39	-10.07
108	Louisiana Tech	89.13	29.60	30.60	0.81
109	Cincinnati	89.10	31.52	26.10	2.67
110	Samford	88.59	33.47	23.55	1.35
111	E Washington	88.56	30.41	33.14	-4.24
112	Elon	88.52	35.99	22.35	-0.99
113	MTSU	88.46	29.03	26.07	4.44
114	Youngstown St	88.35	24.01	29.28	7.63
115	Miami OH	88.35	26.69	27.32	6.03
116	Delaware	88.28	30.92	22.56	4.95
117	Yale	87.61	32.18	23.23	0.93
118	Northern Arizona	87.50	26.97	29.92	0.92
119	UAB	87.37	29.66	27.61	-0.69
120	Wofford	87.35	36.11	21.80	-3.52
121	NC A&T	87.29	33.23	23.49	-1.52



122	Illinois	87.29	25.11	26.65	6.15
123	Richmond	87.25	28.00	31.08	-2.24
124	UT San Antonio	87.07	26.14	21.64	9.22
125	East Carolina	86.65	30.43	33.93	-9.83
126	Illinois St	85.82	22.58	24.84	7.64
127	Tulsa	85.81	21.82	34.11	-0.63
128	Connecticut	85.61	26.82	27.18	-0.88
129	UNLV	85.01	22.70	31.61	-1.31
130	Nevada	84.81	20.56	31.93	0.72
131	CS Sacramento	84.76	23.04	33.54	-4.32
132	Montana	84.46	23.90	31.05	-3.72
133	BYU	84.41	21.69	20.76	9.40
134	Georgia St	84.30	27.11	20.81	1.83
135	Baylor	84.20	15.73	34.25	3.31
136	WKU	83.89	24.76	25.88	-1.10
137	New Hampshire	83.87	27.10	21.43	0.15
138	Massachusetts	83.04	17.89	32.06	-0.26
139	Montana St	83.01	20.61	23.89	4.20
140	Old Dominion	82.76	25.38	23.67	-2.57
141	McNeese St	82.23	25.01	19.76	0.51
142	New Mexico St	81.96	19.48	31.14	-4.17
143	Austin Peay	81.81	25.28	23.52	-4.65
144	Monmouth NJ	81.80	27.84	27.38	-11.95
145	ULM	81.64	19.11	38.82	-12.16
146	Oregon St	81.46	19.16	29.85	-3.70
147	Grambling	81.46	28.31	20.24	-6.28
148	Bowling Green	81.35	17.92	33.12	-5.60
149	Villanova	81.09	19.04	19.17	6.22
150	Mercer	80.59	22.08	21.23	-1.15
151	UC Davis	80.04	16.46	31.46	-5.26
152	New Mexico	79.65	16.34	25.06	0.33
153	Nicholls St	79.27	22.06	20.77	-3.97
154	Bethune-Cookman	79.17	26.17	14.74	-3.65
155	Kansas	78.99	15.11	28.47	-3.08
156	Maine	78.82	15.89	24.79	-0.87
157	South Alabama	78.72	16.77	19.11	3.37
158	ULL	78.68	18.54	28.24	-8.23
159	S Illinois	77.91	12.54	25.54	0.56
160	Dartmouth	77.72	23.25	17.41	-6.07
161	Hawaii	77.55	14.06	25.80	-2.62
162	SE Louisiana	77.01	15.04	26.66	-6.13
163	W Carolina	76.88	17.82	25.68	-9.19
164	Kent	76.57	17.09	17.48	-0.81
165	Idaho	76.29	11.18	18.79	5.07
166	Columbia	76.25	22.16	13.49	-4.37



167	Albany NY	76.16	14.12	14.31	5.30
168	Charleston So	75.82	19.21	12.09	-0.11
169	Towson	75.77	17.90	15.90	-2.30
170	Ga Southern	75.73	11.01	25.01	-2.31
171	Colgate	75.62	14.28	19.05	-1.00
172	Central Conn	75.34	20.51	21.29	-12.23
173	TN Martin	75.15	13.67	13.35	4.36
174	Howard	74.07	18.36	21.56	-12.82
175	Citadel	73.95	16.89	16.94	-6.55
176	NC Central	73.59	18.74	12.64	-5.61
177	Penn	73.49	15.80	18.37	-7.68
178	Liberty	73.15	14.02	25.23	-12.99
179	Alcorn St	73.02	14.49	18.53	-7.26
180	E Illinois	72.62	15.69	14.99	-6.33
181	Rice	72.34	10.57	21.04	-6.24
182	Missouri St	72.23	9.10	25.69	-9.21
183	North Dakota	71.86	7.09	22.36	-4.12
184	Rhode Island	71.62	9.75	20.68	-6.57
185	Tennessee St	71.21	11.14	16.43	-5.19
186	Princeton	71.21	7.33	30.61	-14.31
187	San Jose St	71.00	10.00	23.34	-18.35
188	Duquesne	70.89	11.06	20.31	-9.78
189	Coastal Car	70.85	5.36	24.12	-6.10
190	San Diego	70.62	8.70	19.76	-6.77
191	Chattanooga	70.51	10.29	15.39	-4.80
192	Charlotte	70.48	8.21	17.33	-4.03
193	Ball St	70.37	10.20	21.64	-11.27
194	William & Mary	70.25	7.43	15.08	-1.32
195	Southern Univ	69.50	13.25	19.24	-15.11
196	E Kentucky	68.56	6.72	18.65	-8.16
197	N Colorado	68.54	2.49	24.94	-8.86
198	Idaho St	68.36	3.63	25.04	-10.95
199	Prairie View	68.08	8.19	17.65	-10.34
200	Hampton	67.86	12.63	8.01	-7.16
201	Harvard	67.45	7.43	13.69	-6.93
202	SF Austin	67.26	7.80	12.45	-6.65
203	Northwestern LA	67.25	7.30	17.21	-10.77
204	Texas St	66.62	2.27	18.16	-6.58
205	UTEP	66.47	3.46	13.82	-4.20
206	ETSU	65.86	7.80	13.39	-11.09
207	Holy Cross	64.90	3.41	14.49	-8.73
208	Lehigh	64.61	5.07	29.10	-26.28
209	SE Missouri St	64.28	-2.84	16.29	-3.74
210	Presbyterian	64.16	6.47	10.55	-10.73
211	Alabama St	63.69	7.06	3.14	-5.28



212	Norfolk St	63.64	6.36	11.50	-12.84
213	Cornell	63.60	2.37	11.57	-7.68
214	St Francis PA	63.37	0.75	5.50	-0.04
215	Murray St	63.28	0.29	14.27	-8.40
216	Bryant	63.18	5.56	19.03	-20.44
217	Drake	61.76	4.64	8.93	-12.67
218	Abilene Chr	61.57	-3.46	13.15	-6.58
219	Cal Poly	61.31	-6.78	14.15	-3.79
220	Fordham	60.87	3.05	13.04	-16.89
221	Wagner	60.42	0.07	9.48	-10.48
222	Florida A&M	60.14	-1.65	12.75	-12.14
223	S Carolina St	58.62	-4.74	6.92	-6.00
224	Sacred Heart	58.61	-3.55	14.90	-15.58
225	Savannah St	58.35	-1.71	12.03	-15.82
226	Tennessee Tech	58.21	-7.80	13.07	-9.11
227	Bucknell	58.04	-1.55	4.28	-9.06
228	Gardner Webb	57.99	-5.76	9.62	-8.93
229	Jackson St	57.88	-1.55	4.20	-9.38
230	Indiana St	57.54	-5.85	16.25	-16.56
231	Portland St	56.82	-11.69	22.32	-16.65
232	Delaware St	56.15	-1.55	9.31	-18.83
233	Alabama A&M	55.65	-4.81	7.27	-13.67
234	Lamar	54.67	-7.20	10.21	-15.89
235	Incarnate Word	54.34	-6.15	16.80	-24.71
236	Valparaiso	53.50	-5.75	10.45	-20.98
237	Butler	53.44	-8.05	8.55	-16.17
238	Lafayette	52.80	-8.18	1.30	-10.34
239	Houston Bap	52.63	-13.49	6.36	-8.75
240	Dayton	52.59	-10.67	4.11	-10.38
241	Brown	52.38	-8.07	3.51	-13.75
242	Morgan St	51.20	-11.79	12.97	-21.21
243	Campbell	50.40	-12.19	10.41	-20.11
244	Robert Morris	50.01	-11.21	2.31	-14.27
245	Jacksonville	49.57	-4.44	6.40	-28.50
246	TX Southern	48.95	-13.79	5.02	-16.22
247	VMI	48.79	-10.57	1.38	-17.26
248	Ark Pine Bluff	48.21	-14.64	9.28	-21.19
249	Marist	43.61	-16.46	3.90	-24.88
250	Georgetown	43.40	-22.33	-0.44	-13.24
251	MS Valley St	42.53	-15.15	4.52	-29.94
252	Morehead St	39.01	-18.81	4.14	-33.48
253	Stetson	36.09	-26.53	-4.56	-21.80
254	Davidson	28.50	-36.44	-2.20	-29.91