

RATINGS 11-18-17

Welcome back to By the Numbers! This is a rating system that uses wins, losses, points for, points against and schedule (and nothing else) to rank college football teams. A more thorough description of the system is at www.roanoke.edu/mcsp/minton/bynumbers.html.

Another week and another number one! My ratings have definitely been unsettled this year. So now we're on Wisconsin. Adam Childers has been suggesting that I put error bars on the rankings, which is a great idea that I haven't been able to think through yet. With the top five separated by 1.27 points, it's clear that those five are essentially tied. The standard deviation of college football results against the spread is about 15. After 10 games the standard deviation for the ratings might be reduced to 3 or so (any thoughts on this?). If you take the attached ratings plus or minus 3, you can get the Badgers anywhere from 1 to 10, Oklahoma anywhere from 5 to 19! That's an interesting thought.

A big week of football lies ahead! Rivalry games, important games with playoff implications, and lots of teams trying to become bowl eligible. One question I have is what the NCAA will do with teams that lost a game to weather – do they still have to win 6? When there are not enough 6-win teams to fill the bowls, will the weather-impaired get special consideration? The default is that the NCAA fills the slots based on graduation rates.

The background is from the last time that Virginia beat Virginia Tech. The easy question is the Wahoo quarterback who threw for two TDs, the harder one is the running back who ran for three TDs (hint: he may have been a better runner than speller).

Here are some predictions, starting with the rivalries and the only college game on Thursday.

Egg Bowl: Mississippi State 48, Ole Miss 27

Commonwealth Cup: Virginia Tech 31, Virginia 21

Apple Cup: Washington 28, Washington State 21

Territorial Cup: Arizona State 41, Arizona 40

Old Fashioned Hate: Georgia 34, Georgia Tech 22

No Name Necessary: Ohio State 31, Michigan 26

Iron Bowl: Alabama 28, Auburn 24

Civil War: Oregon 48, Oregon State 18

And some “Can You Believe That ...” games

Both Teams Are 4-6: Florida State 21, Florida 19

Both Teams Are 7-4: Louisville 38, Kentucky 35

Both Teams are 4-7 (0-7 in the SEC): Tennessee 27, Vanderbilt 21

This Is For a Major Bowl: Central Florida 38, South Florida 27

And some games with both teams at 5-6, winner gets a bowl:

UCLA 35, Cal 31 and Utah 28, Colorado 20

Middle Tennessee 26, Old Dominion 21 and

The Old Oaken Bucket: Purdue 24, Indiana 17

Some major bowl implications:

After Trailing at Half: Miami 40, Pittsburgh 14

Gophers Are 5-6 But: Wisconsin 35, Minnesota 12

My Ratings Don’t Like You: Oklahoma 48, West Virginia 28

My Ratings Do Like You: Notre Dame 31, Stanford 23

And a couple of games just because:

Coaches in Trouble: LSU 28, Texas A&M 21

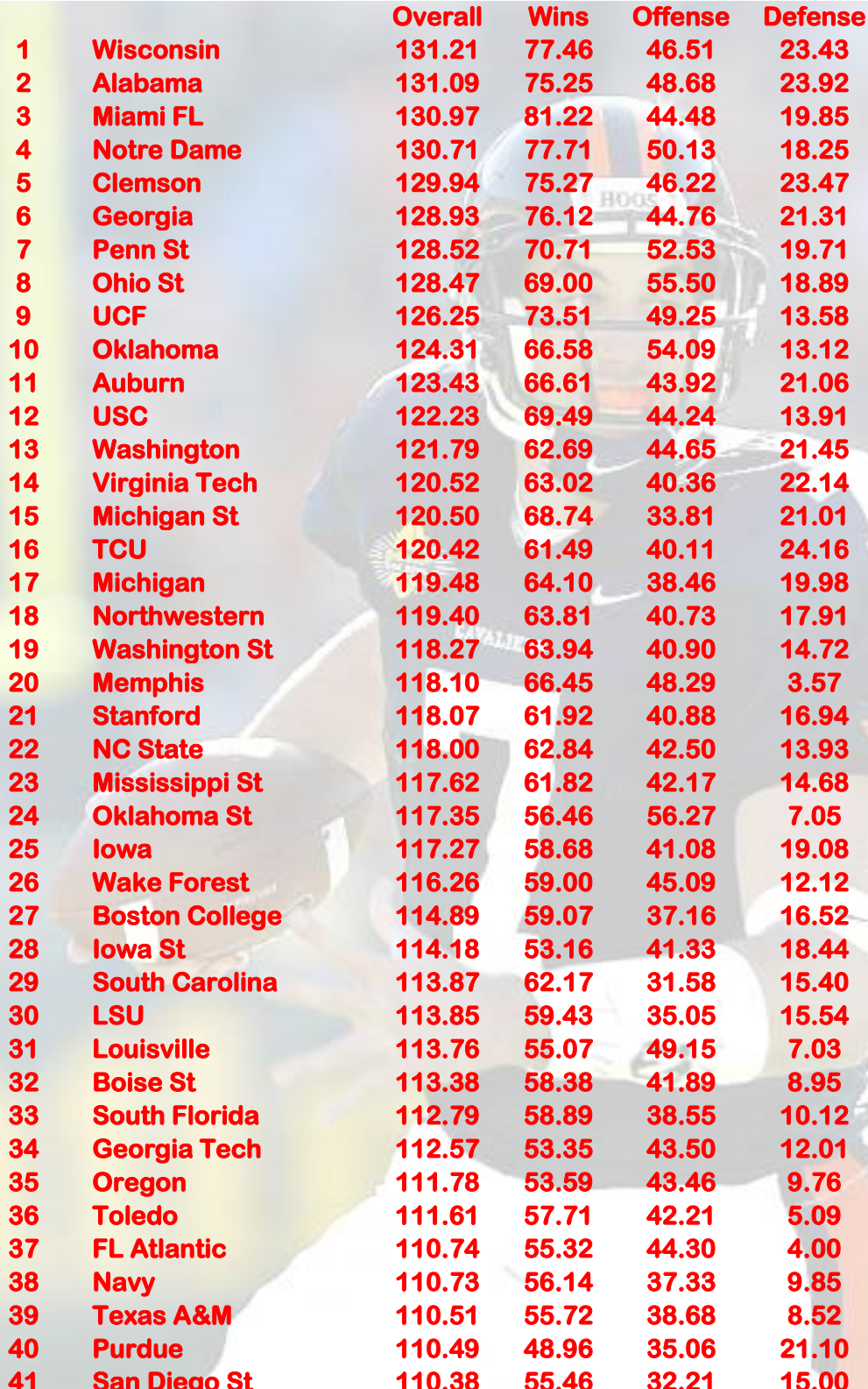
Both in Bowls?: Louisiana Tech 24, Texas-San Antonio 21

Deacon Blues: Wake Forest 35, Duke 21

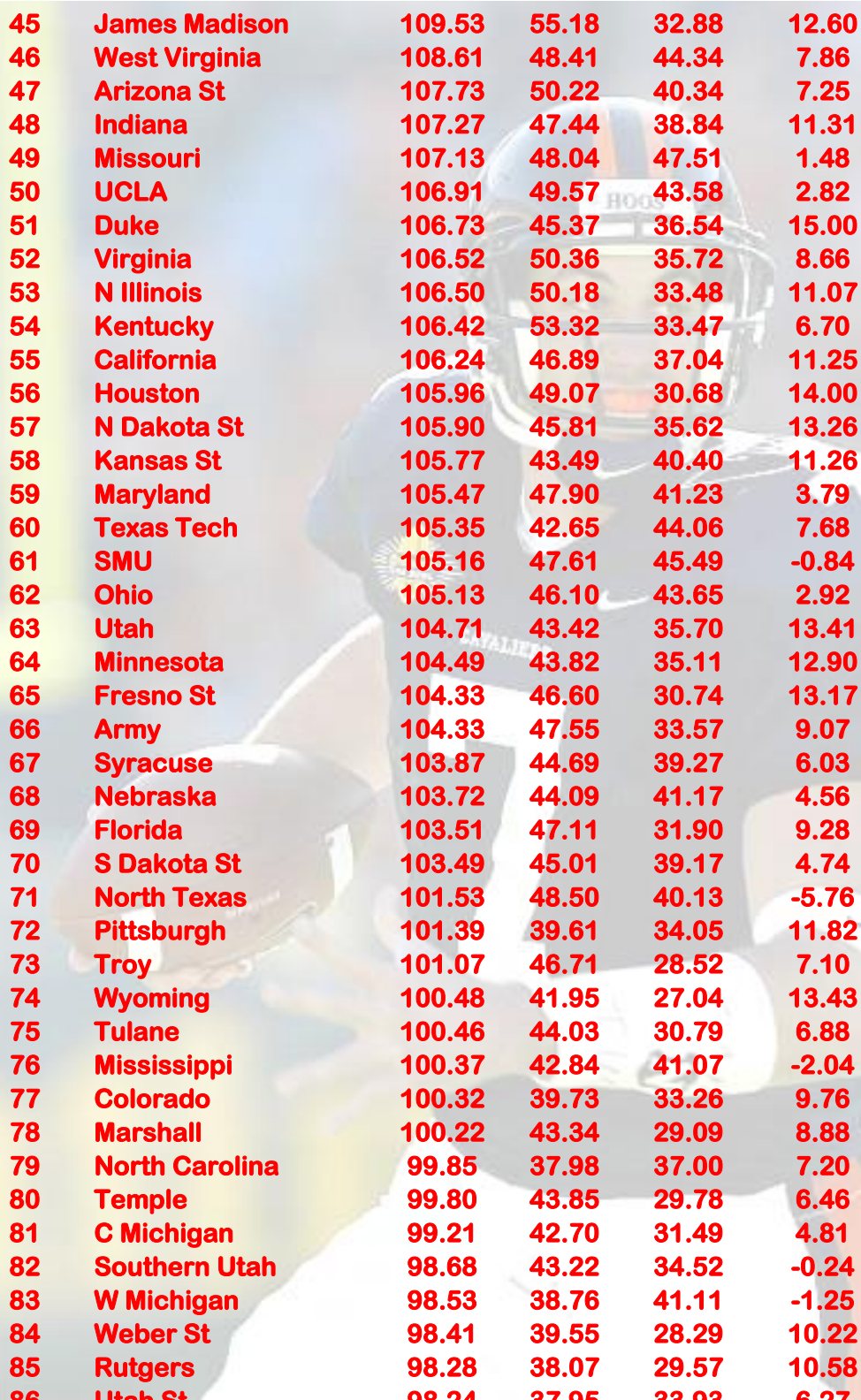
Pony Up: SMU 40, Tulane 31

And here are the ratings:

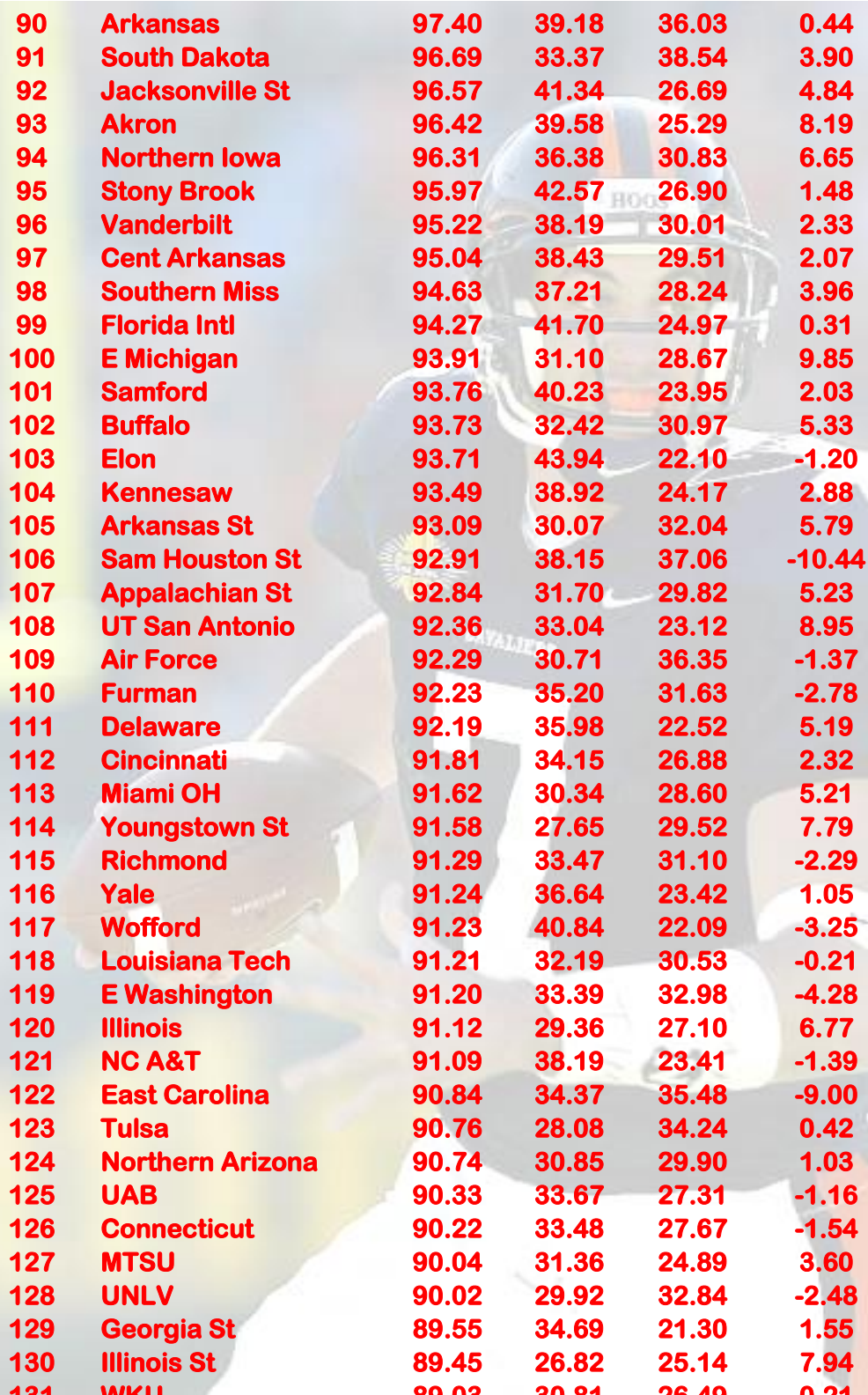




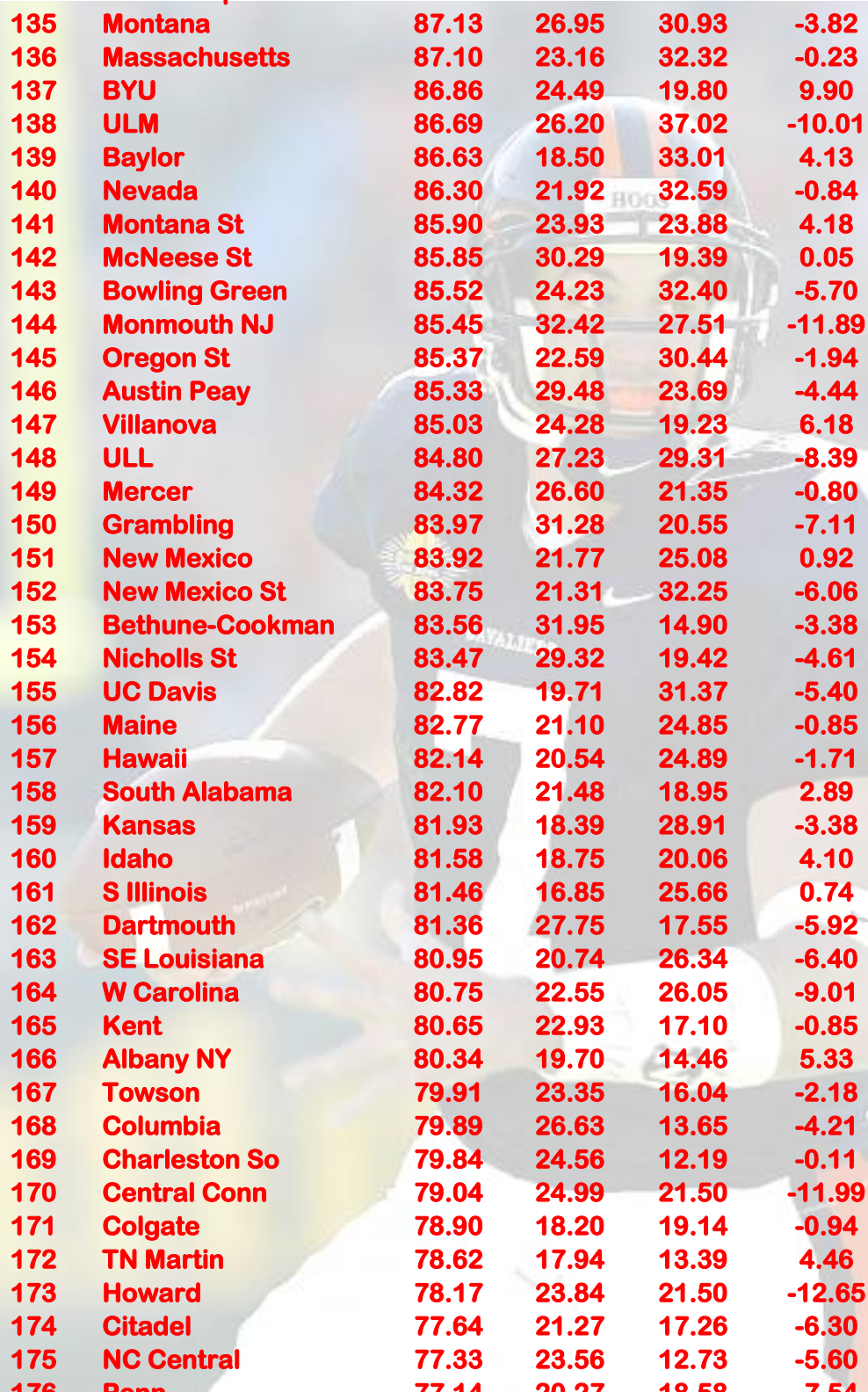
		Overall	Wins	Offense	Defense
1	Wisconsin	131.21	77.46	46.51	23.43
2	Alabama	131.09	75.25	48.68	23.92
3	Miami FL	130.97	81.22	44.48	19.85
4	Notre Dame	130.71	77.71	50.13	18.25
5	Clemson	129.94	75.27	46.22	23.47
6	Georgia	128.93	76.12	44.76	21.31
7	Penn St	128.52	70.71	52.53	19.71
8	Ohio St	128.47	69.00	55.50	18.89
9	UCF	126.25	73.51	49.25	13.58
10	Oklahoma	124.31	66.58	54.09	13.12
11	Auburn	123.43	66.61	43.92	21.06
12	USC	122.23	69.49	44.24	13.91
13	Washington	121.79	62.69	44.65	21.45
14	Virginia Tech	120.52	63.02	40.36	22.14
15	Michigan St	120.50	68.74	33.81	21.01
16	TCU	120.42	61.49	40.11	24.16
17	Michigan	119.48	64.10	38.46	19.98
18	Northwestern	119.40	63.81	40.73	17.91
19	Washington St	118.27	63.94	40.90	14.72
20	Memphis	118.10	66.45	48.29	3.57
21	Stanford	118.07	61.92	40.88	16.94
22	NC State	118.00	62.84	42.50	13.93
23	Mississippi St	117.62	61.82	42.17	14.68
24	Oklahoma St	117.35	56.46	56.27	7.05
25	Iowa	117.27	58.68	41.08	19.08
26	Wake Forest	116.26	59.00	45.09	12.12
27	Boston College	114.89	59.07	37.16	16.52
28	Iowa St	114.18	53.16	41.33	18.44
29	South Carolina	113.87	62.17	31.58	15.40
30	LSU	113.85	59.43	35.05	15.54
31	Louisville	113.76	55.07	49.15	7.03
32	Boise St	113.38	58.38	41.89	8.95
33	South Florida	112.79	58.89	38.55	10.12
34	Georgia Tech	112.57	53.35	43.50	12.01
35	Oregon	111.78	53.59	43.46	9.76
36	Toledo	111.61	57.71	42.21	5.09
37	FL Atlantic	110.74	55.32	44.30	4.00
38	Navy	110.73	56.14	37.33	9.85
39	Texas A&M	110.51	55.72	38.68	8.52
40	Purdue	110.49	48.96	35.06	21.10
41	San Diego St	110.38	55.46	32.21	15.00
42	Arizona	110.22	51.52	50.58	1.48



43	Texas	110.14	47.62	36.91	20.15
44	Florida St	109.71	50.11	35.90	16.77
45	James Madison	109.53	55.18	32.88	12.60
46	West Virginia	108.61	48.41	44.34	7.86
47	Arizona St	107.73	50.22	40.34	7.25
48	Indiana	107.27	47.44	38.84	11.31
49	Missouri	107.13	48.04	47.51	1.48
50	UCLA	106.91	49.57	43.58	2.82
51	Duke	106.73	45.37	36.54	15.00
52	Virginia	106.52	50.36	35.72	8.66
53	N Illinois	106.50	50.18	33.48	11.07
54	Kentucky	106.42	53.32	33.47	6.70
55	California	106.24	46.89	37.04	11.25
56	Houston	105.96	49.07	30.68	14.00
57	N Dakota St	105.90	45.81	35.62	13.26
58	Kansas St	105.77	43.49	40.40	11.26
59	Maryland	105.47	47.90	41.23	3.79
60	Texas Tech	105.35	42.65	44.06	7.68
61	SMU	105.16	47.61	45.49	-0.84
62	Ohio	105.13	46.10	43.65	2.92
63	Utah	104.71	43.42	35.70	13.41
64	Minnesota	104.49	43.82	35.11	12.90
65	Fresno St	104.33	46.60	30.74	13.17
66	Army	104.33	47.55	33.57	9.07
67	Syracuse	103.87	44.69	39.27	6.03
68	Nebraska	103.72	44.09	41.17	4.56
69	Florida	103.51	47.11	31.90	9.28
70	S Dakota St	103.49	45.01	39.17	4.74
71	North Texas	101.53	48.50	40.13	-5.76
72	Pittsburgh	101.39	39.61	34.05	11.82
73	Troy	101.07	46.71	28.52	7.10
74	Wyoming	100.48	41.95	27.04	13.43
75	Tulane	100.46	44.03	30.79	6.88
76	Mississippi	100.37	42.84	41.07	-2.04
77	Colorado	100.32	39.73	33.26	9.76
78	Marshall	100.22	43.34	29.09	8.88
79	North Carolina	99.85	37.98	37.00	7.20
80	Temple	99.80	43.85	29.78	6.46
81	C Michigan	99.21	42.70	31.49	4.81
82	Southern Utah	98.68	43.22	34.52	-0.24
83	W Michigan	98.53	38.76	41.11	-1.25
84	Weber St	98.41	39.55	28.29	10.22
85	Rutgers	98.28	38.07	29.57	10.58
86	Utah St	98.24	37.95	33.93	6.27
87	W Illinois	97.85	36.79	35.32	5.47



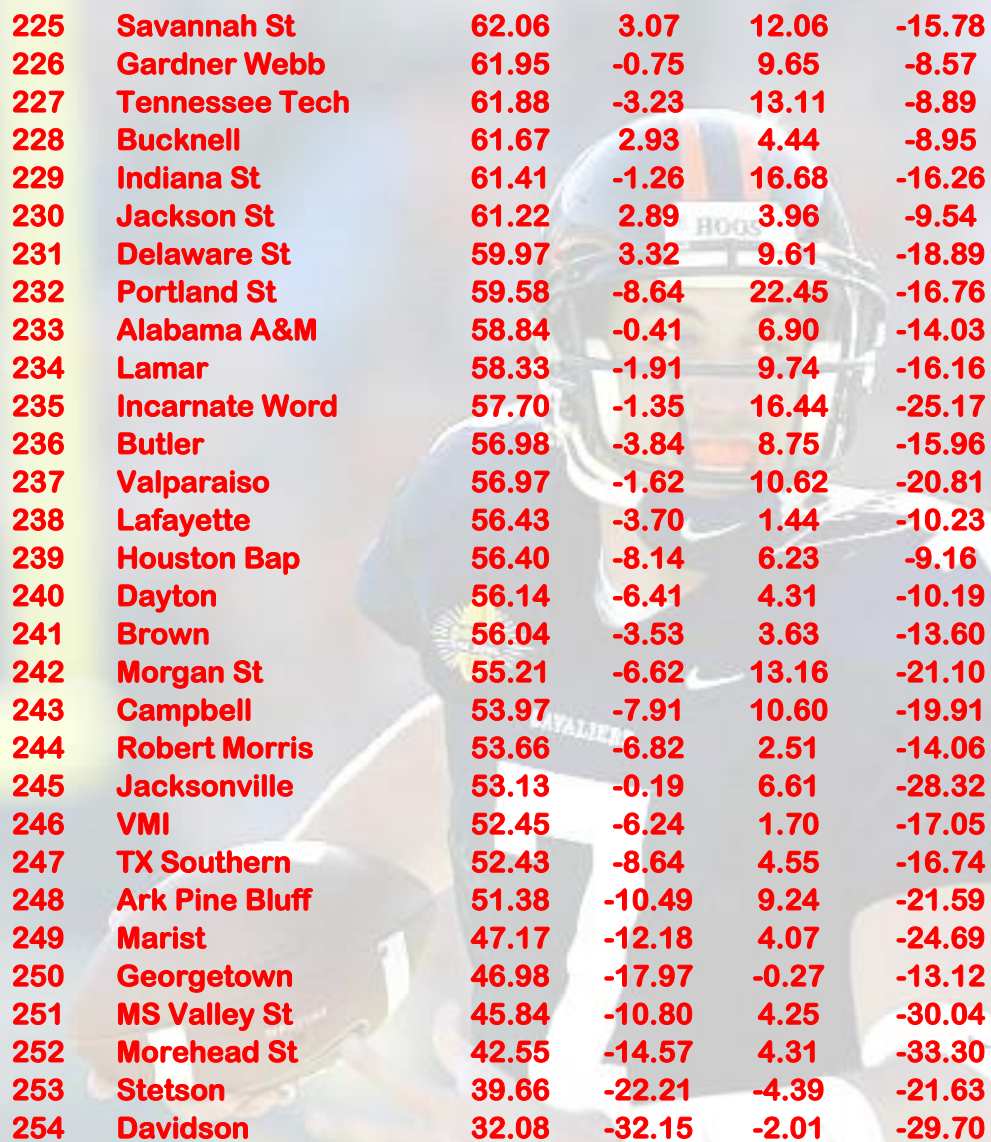
88	Tennessee	97.76	40.36	27.92	7.88
89	Colorado St	97.69	36.89	36.26	3.98
90	Arkansas	97.40	39.18	36.03	0.44
91	South Dakota	96.69	33.37	38.54	3.90
92	Jacksonville St	96.57	41.34	26.69	4.84
93	Akron	96.42	39.58	25.29	8.19
94	Northern Iowa	96.31	36.38	30.83	6.65
95	Stony Brook	95.97	42.57	26.90	1.48
96	Vanderbilt	95.22	38.19	30.01	2.33
97	Cent Arkansas	95.04	38.43	29.51	2.07
98	Southern Miss	94.63	37.21	28.24	3.96
99	Florida Intl	94.27	41.70	24.97	0.31
100	E Michigan	93.91	31.10	28.67	9.85
101	Samford	93.76	40.23	23.95	2.03
102	Buffalo	93.73	32.42	30.97	5.33
103	Elon	93.71	43.94	22.10	-1.20
104	Kennesaw	93.49	38.92	24.17	2.88
105	Arkansas St	93.09	30.07	32.04	5.79
106	Sam Houston St	92.91	38.15	37.06	-10.44
107	Appalachian St	92.84	31.70	29.82	5.23
108	UT San Antonio	92.36	33.04	23.12	8.95
109	Air Force	92.29	30.71	36.35	-1.37
110	Furman	92.23	35.20	31.63	-2.78
111	Delaware	92.19	35.98	22.52	5.19
112	Cincinnati	91.81	34.15	26.88	2.32
113	Miami OH	91.62	30.34	28.60	5.21
114	Youngstown St	91.58	27.65	29.52	7.79
115	Richmond	91.29	33.47	31.10	-2.29
116	Yale	91.24	36.64	23.42	1.05
117	Wofford	91.23	40.84	22.09	-3.25
118	Louisiana Tech	91.21	32.19	30.53	-0.21
119	E Washington	91.20	33.39	32.98	-4.28
120	Illinois	91.12	29.36	27.10	6.77
121	NC A&T	91.09	38.19	23.41	-1.39
122	East Carolina	90.84	34.37	35.48	-9.00
123	Tulsa	90.76	28.08	34.24	0.42
124	Northern Arizona	90.74	30.85	29.90	1.03
125	UAB	90.33	33.67	27.31	-1.16
126	Connecticut	90.22	33.48	27.67	-1.54
127	MTSU	90.04	31.36	24.89	3.60
128	UNLV	90.02	29.92	32.84	-2.48
129	Georgia St	89.55	34.69	21.30	1.55
130	Illinois St	89.45	26.82	25.14	7.94
131	WKU	89.03	30.81	26.49	0.21
132	Old Dominion	88.60	32.59	24.22	-0.95



133	CS Sacramento	87.75	26.70	33.31	-4.31
134	New Hampshire	87.64	32.13	21.36	0.13
135	Montana	87.13	26.95	30.93	-3.82
136	Massachusetts	87.10	23.16	32.32	-0.23
137	BYU	86.86	24.49	19.80	9.90
138	ULM	86.69	26.20	37.02	-10.01
139	Baylor	86.63	18.50	33.01	4.13
140	Nevada	86.30	21.92	32.59	-0.84
141	Montana St	85.90	23.93	23.88	4.18
142	McNeese St	85.85	30.29	19.39	0.05
143	Bowling Green	85.52	24.23	32.40	-5.70
144	Monmouth NJ	85.45	32.42	27.51	-11.89
145	Oregon St	85.37	22.59	30.44	-1.94
146	Austin Peay	85.33	29.48	23.69	-4.44
147	Villanova	85.03	24.28	19.23	6.18
148	ULL	84.80	27.23	29.31	-8.39
149	Mercer	84.32	26.60	21.35	-0.80
150	Grambling	83.97	31.28	20.55	-7.11
151	New Mexico	83.92	21.77	25.08	0.92
152	New Mexico St	83.75	21.31	32.25	-6.06
153	Bethune-Cookman	83.56	31.95	14.90	-3.38
154	Nicholls St	83.47	29.32	19.42	-4.61
155	UC Davis	82.82	19.71	31.37	-5.40
156	Maine	82.77	21.10	24.85	-0.85
157	Hawaii	82.14	20.54	24.89	-1.71
158	South Alabama	82.10	21.48	18.95	2.89
159	Kansas	81.93	18.39	28.91	-3.38
160	Idaho	81.58	18.75	20.06	4.10
161	S Illinois	81.46	16.85	25.66	0.74
162	Dartmouth	81.36	27.75	17.55	-5.92
163	SE Louisiana	80.95	20.74	26.34	-6.40
164	W Carolina	80.75	22.55	26.05	-9.01
165	Kent	80.65	22.93	17.10	-0.85
166	Albany NY	80.34	19.70	14.46	5.33
167	Towson	79.91	23.35	16.04	-2.18
168	Columbia	79.89	26.63	13.65	-4.21
169	Charleston So	79.84	24.56	12.19	-0.11
170	Central Conn	79.04	24.99	21.50	-11.99
171	Colgate	78.90	18.20	19.14	-0.94
172	TN Martin	78.62	17.94	13.39	4.46
173	Howard	78.17	23.84	21.50	-12.65
174	Citadel	77.64	21.27	17.26	-6.30
175	NC Central	77.33	23.56	12.73	-5.60
176	Penn	77.14	20.27	18.58	-7.54
177	Liberty	76.65	18.30	25.43	-12.99



178	Ga Southern	76.59	11.53	24.78	-3.47
179	E Illinois	76.47	20.46	15.27	-6.15
180	Alcorn St	76.21	18.92	18.07	-7.54
181	Missouri St	75.81	13.35	25.94	-8.99
182	Rhode Island	75.46	14.85	20.72	-6.66
183	Tennessee St	75.06	16.04	16.51	-5.04
184	Princeton	74.83	11.78	30.75	-14.16
185	Coastal Car	74.81	10.73	24.56	-6.62
186	North Dakota	74.57	10.13	22.35	-4.22
187	Rice	74.53	13.29	21.77	-7.94
188	Duquesne	74.53	15.48	20.49	-9.59
189	Ball St	74.50	15.73	22.55	-12.07
190	William & Mary	74.33	12.96	14.98	-1.23
191	Chattanooga	74.13	14.68	15.63	-4.65
192	San Diego	74.10	12.86	19.92	-6.60
193	Southern Univ	73.79	19.47	19.56	-15.82
194	Charlotte	72.90	11.65	17.65	-5.73
195	E Kentucky	72.51	11.61	18.91	-7.90
196	Hampton	71.96	17.99	8.08	-6.97
197	N Colorado	71.59	6.09	24.96	-8.91
198	Texas St	71.45	7.14	18.41	-4.09
199	Idaho St	71.25	7.04	24.88	-10.95
200	Prairie View	71.22	12.16	17.59	-10.54
201	Harvard	71.10	11.96	13.81	-6.78
202	San Jose St	71.00	10.00	22.43	-21.32
203	SF Austin	70.72	12.71	12.13	-7.05
204	Northwestern LA	70.71	12.27	16.73	-11.11
205	UTEP	69.85	7.58	14.04	-4.30
206	ETSU	69.65	12.35	13.67	-10.79
207	Holy Cross	68.59	8.04	14.56	-8.59
208	Lehigh	68.29	9.37	29.09	-25.65
209	Presbyterian	67.96	11.21	10.71	-10.53
210	SE Missouri St	67.89	1.55	16.43	-3.57
211	Norfolk St	67.57	11.51	11.58	-12.78
212	Cornell	67.24	6.86	11.71	-7.55
213	St Francis PA	67.13	5.41	5.68	0.14
214	Bryant	66.89	10.18	19.17	-20.31
215	Murray St	66.79	4.60	14.35	-8.29
216	Alabama St	66.70	11.23	2.83	-5.83
217	Abilene Chr	65.32	1.92	12.92	-6.95
218	Drake	65.27	8.70	9.25	-12.44
219	Fordham	64.32	7.24	13.19	-16.81
220	Wagner	64.22	4.76	9.61	-10.18
221	Florida A&M	64.09	3.64	12.82	-12.23
222	Cal Poly	63.95	-3.72	13.83	-3.79



223	S Carolina St	62.61	0.53	6.93	-5.89
224	Sacred Heart	62.31	1.03	15.07	-15.46
225	Savannah St	62.06	3.07	12.06	-15.78
226	Gardner Webb	61.95	-0.75	9.65	-8.57
227	Tennessee Tech	61.88	-3.23	13.11	-8.89
228	Bucknell	61.67	2.93	4.44	-8.95
229	Indiana St	61.41	-1.26	16.68	-16.26
230	Jackson St	61.22	2.89	3.96	-9.54
231	Delaware St	59.97	3.32	9.61	-18.89
232	Portland St	59.58	-8.64	22.45	-16.76
233	Alabama A&M	58.84	-0.41	6.90	-14.03
234	Lamar	58.33	-1.91	9.74	-16.16
235	Incarnate Word	57.70	-1.35	16.44	-25.17
236	Butler	56.98	-3.84	8.75	-15.96
237	Valparaiso	56.97	-1.62	10.62	-20.81
238	Lafayette	56.43	-3.70	1.44	-10.23
239	Houston Bap	56.40	-8.14	6.23	-9.16
240	Dayton	56.14	-6.41	4.31	-10.19
241	Brown	56.04	-3.53	3.63	-13.60
242	Morgan St	55.21	-6.62	13.16	-21.10
243	Campbell	53.97	-7.91	10.60	-19.91
244	Robert Morris	53.66	-6.82	2.51	-14.06
245	Jacksonville	53.13	-0.19	6.61	-28.32
246	VMI	52.45	-6.24	1.70	-17.05
247	TX Southern	52.43	-8.64	4.55	-16.74
248	Ark Pine Bluff	51.38	-10.49	9.24	-21.59
249	Marist	47.17	-12.18	4.07	-24.69
250	Georgetown	46.98	-17.97	-0.27	-13.12
251	MS Valley St	45.84	-10.80	4.25	-30.04
252	Morehead St	42.55	-14.57	4.31	-33.30
253	Stetson	39.66	-22.21	-4.39	-21.63
254	Davidson	32.08	-32.15	-2.01	-29.70