

RATINGS 10-21-17

Welcome to the first 2017 edition of By the Numbers! This is a rating system that uses wins, losses, points for, points against and schedule (and nothing else) to rank college football teams. A more thorough description of the system is in my new book *Sports Math* (order on Amazon before they're all gone!) and www.roanoke.edu/mcsp/minton/bynumbers.html on my website. In spite of the numerous factors missing from the system, it does well predicting games. Last year, it averaged 76% winners and 54% against the spread. That could break even in Vegas, which is not bad for a system that utilizes very little information.

The hypnotist Tom DeLuca always gave great shows at Roanoke. One of my favorite bits is getting someone to forget a number. Here goes: you are feeling very relaxed and there is no number 3. When DeLuca does this, he has a person count fingers: 1, 2, 4, 5, 6 laughter. They know they don't have six fingers but count to six anyway. In case you are thinking that this is a bizarre and worrisome digression, let me just say that I have no problem with a top five of Penn State, Alabama, Notre Dame, Georgia, and Clemson.

The big game this week is Penn State at Ohio State. This will be the 33rd time they have played, and the 19th with both teams ranked. Ohio State has won 17, Penn State 14, and the NCAA classic team "Vacated" once. Today's question is which team had to vacate one win.

The ratings come in several flavors. There are Point ratings that use schedule and net points. The "Win" ratings use only schedule and wins-losses, multiplied by 27 to make them look like point totals. "Overall" is 60% Point ratings plus 40% win ratings – in the past, this has been a combination that predicts games well. "Offense" uses schedule and points for and against to compute the number of points each team would score against an average defense. Notre Dame is top rated at 54.67 and, for reference, Cal Poly has an average defense at -0.16. "Defense" measures the number of points better or worse than average that the team allows. Alabama is #1, allowing 26.91 fewer points than the average defense would allow. To predict a game, take the difference between overall ratings after adding 4 points to the home team to get the overall prediction. The score comes from one team's offense rating minus the other team's defense rating.

This week's predictions:

The Big Game: Penn State 31, Ohio State 28

Our state schools: Virginia 24, Pittsburgh 23 and Virginia Tech 37, Duke 14

The world upside down: Boston College 24, Florida State 20

Playoff implications: Notre Dame 38, NC State 27 and TCU 24, Iowa State 22

Getting the coach fired: Kentucky 31, Tennessee 24

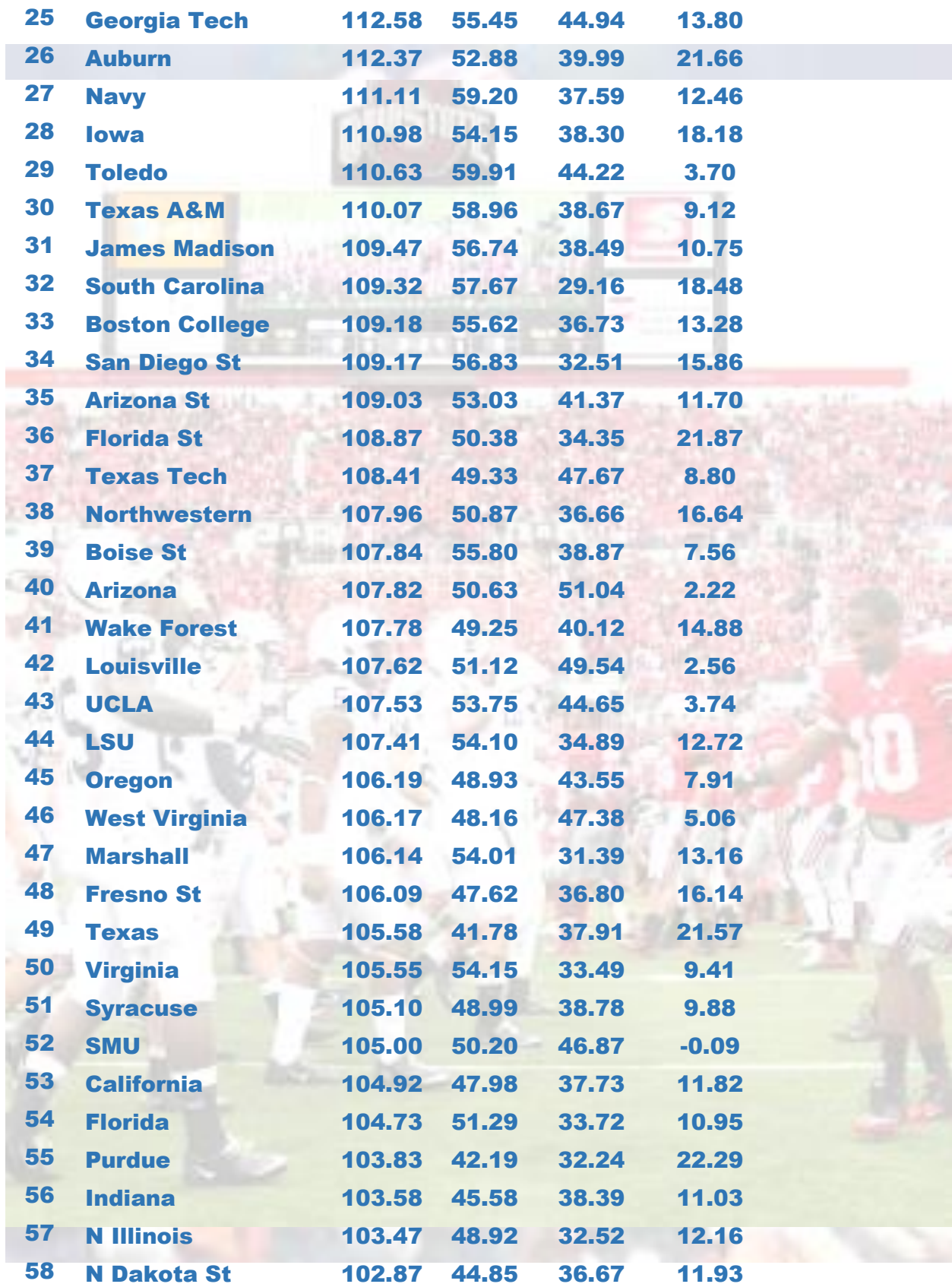
Destroying strength of schedule: Central Florida 54, Austin Peay 3

Fun for the offenses: Oklahoma State 48, West Virginia 40

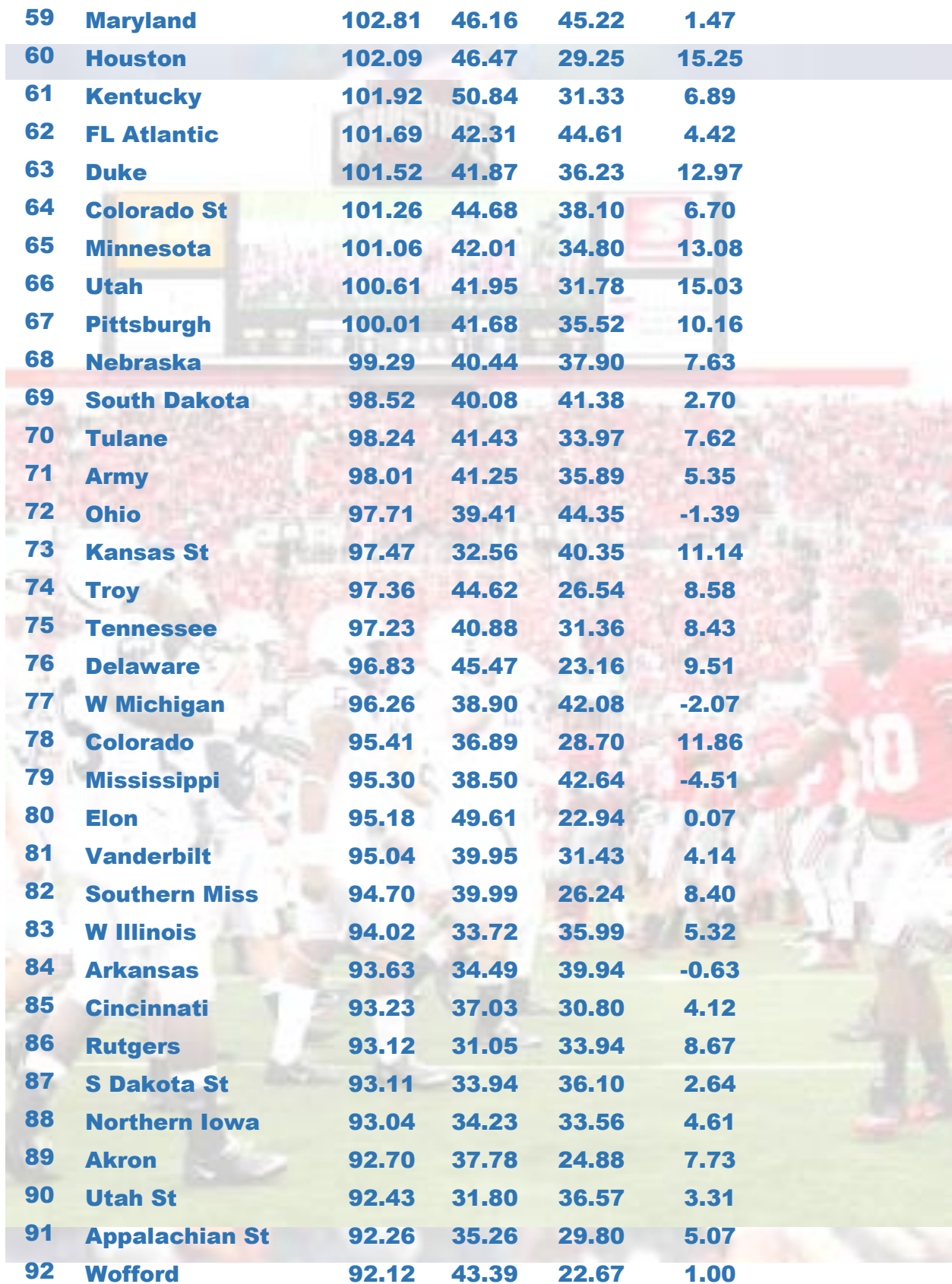
Fun for the tailgaters (not the Gators): Georgia 32, Florida 10

And here are the ratings:


		Overall	Wins	Offense	Defense
1	Penn St	130.31	75.96	52.05	23.67
2	Alabama	130.24	74.43	50.66	26.91
3	UCF	128.07	77.84	49.30	18.30
4	Notre Dame	127.05	71.82	54.67	18.42
5	Georgia	126.77	74.87	43.26	25.06
6	Clemson	125.79	71.55	46.02	24.27
7	Miami FL	124.32	76.10	43.99	16.55
8	Wisconsin	123.66	69.00	45.63	22.74
9	Ohio St	123.46	61.56	53.70	24.09
10	Virginia Tech	120.56	65.01	43.47	22.47
11	NC State	120.14	69.50	45.67	13.25
12	TCU	119.74	63.44	42.64	23.35
13	Michigan St	118.85	69.49	33.16	22.53
14	Washington	118.20	58.85	44.28	23.97
15	Oklahoma St	118.06	58.72	53.26	14.83
16	Stanford	116.56	60.69	47.31	14.39
17	Oklahoma	116.09	56.99	53.32	12.14
18	Michigan	115.93	63.01	38.03	19.00
19	USC	115.72	63.19	42.78	13.50
20	Memphis	114.60	67.57	46.01	1.62
21	Washington St	114.59	61.35	39.51	16.37
22	Iowa St	113.53	54.83	44.58	17.36
23	South Florida	113.04	61.06	41.12	11.30
24	Mississippi St	112.79	56.74	44.38	13.17



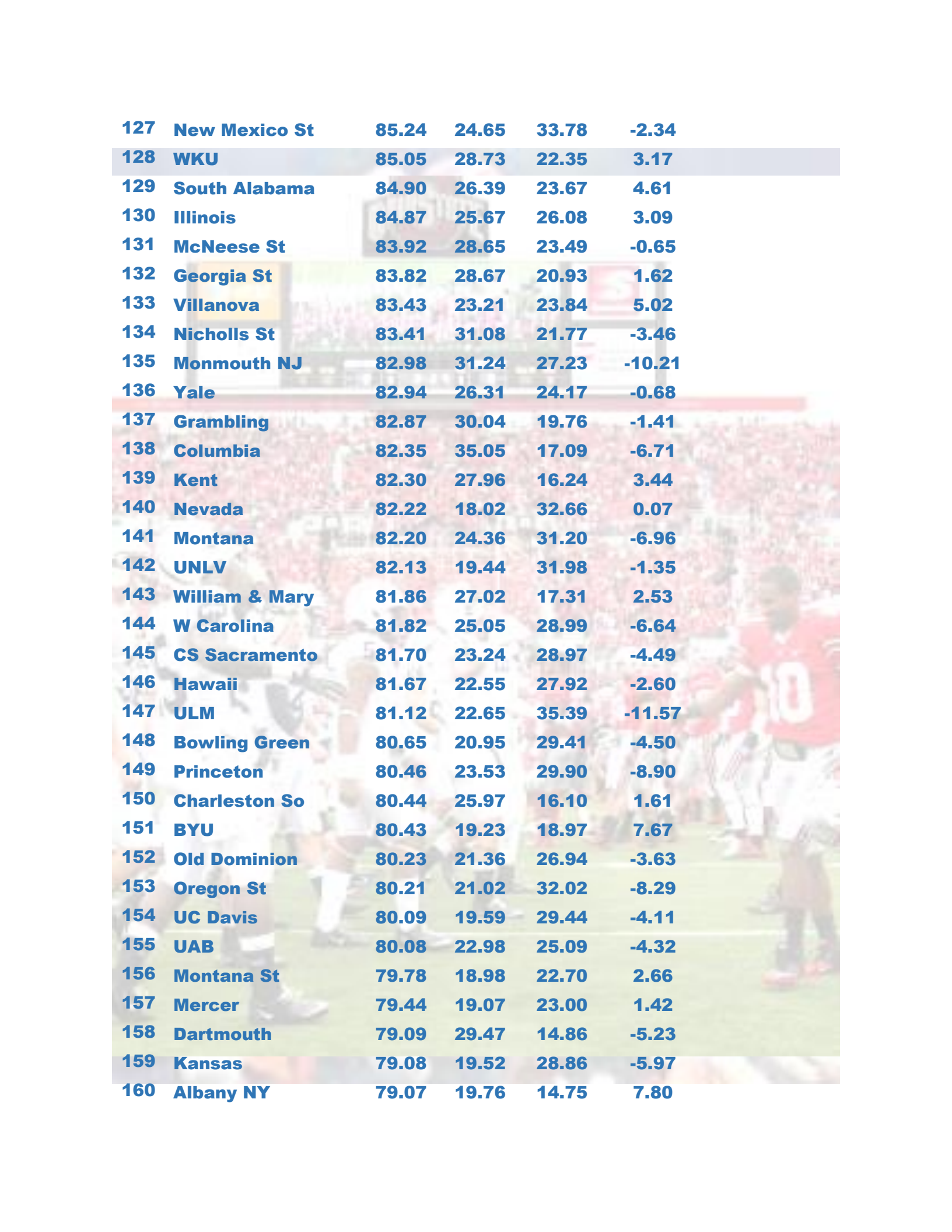
25	Georgia Tech	112.58	55.45	44.94	13.80
26	Auburn	112.37	52.88	39.99	21.66
27	Navy	111.11	59.20	37.59	12.46
28	Iowa	110.98	54.15	38.30	18.18
29	Toledo	110.63	59.91	44.22	3.70
30	Texas A&M	110.07	58.96	38.67	9.12
31	James Madison	109.47	56.74	38.49	10.75
32	South Carolina	109.32	57.67	29.16	18.48
33	Boston College	109.18	55.62	36.73	13.28
34	San Diego St	109.17	56.83	32.51	15.86
35	Arizona St	109.03	53.03	41.37	11.70
36	Florida St	108.87	50.38	34.35	21.87
37	Texas Tech	108.41	49.33	47.67	8.80
38	Northwestern	107.96	50.87	36.66	16.64
39	Boise St	107.84	55.80	38.87	7.56
40	Arizona	107.82	50.63	51.04	2.22
41	Wake Forest	107.78	49.25	40.12	14.88
42	Louisville	107.62	51.12	49.54	2.56
43	UCLA	107.53	53.75	44.65	3.74
44	LSU	107.41	54.10	34.89	12.72
45	Oregon	106.19	48.93	43.55	7.91
46	West Virginia	106.17	48.16	47.38	5.06
47	Marshall	106.14	54.01	31.39	13.16
48	Fresno St	106.09	47.62	36.80	16.14
49	Texas	105.58	41.78	37.91	21.57
50	Virginia	105.55	54.15	33.49	9.41
51	Syracuse	105.10	48.99	38.78	9.88
52	SMU	105.00	50.20	46.87	-0.09
53	California	104.92	47.98	37.73	11.82
54	Florida	104.73	51.29	33.72	10.95
55	Purdue	103.83	42.19	32.24	22.29
56	Indiana	103.58	45.58	38.39	11.03
57	N Illinois	103.47	48.92	32.52	12.16
58	N Dakota St	102.87	44.85	36.67	11.93



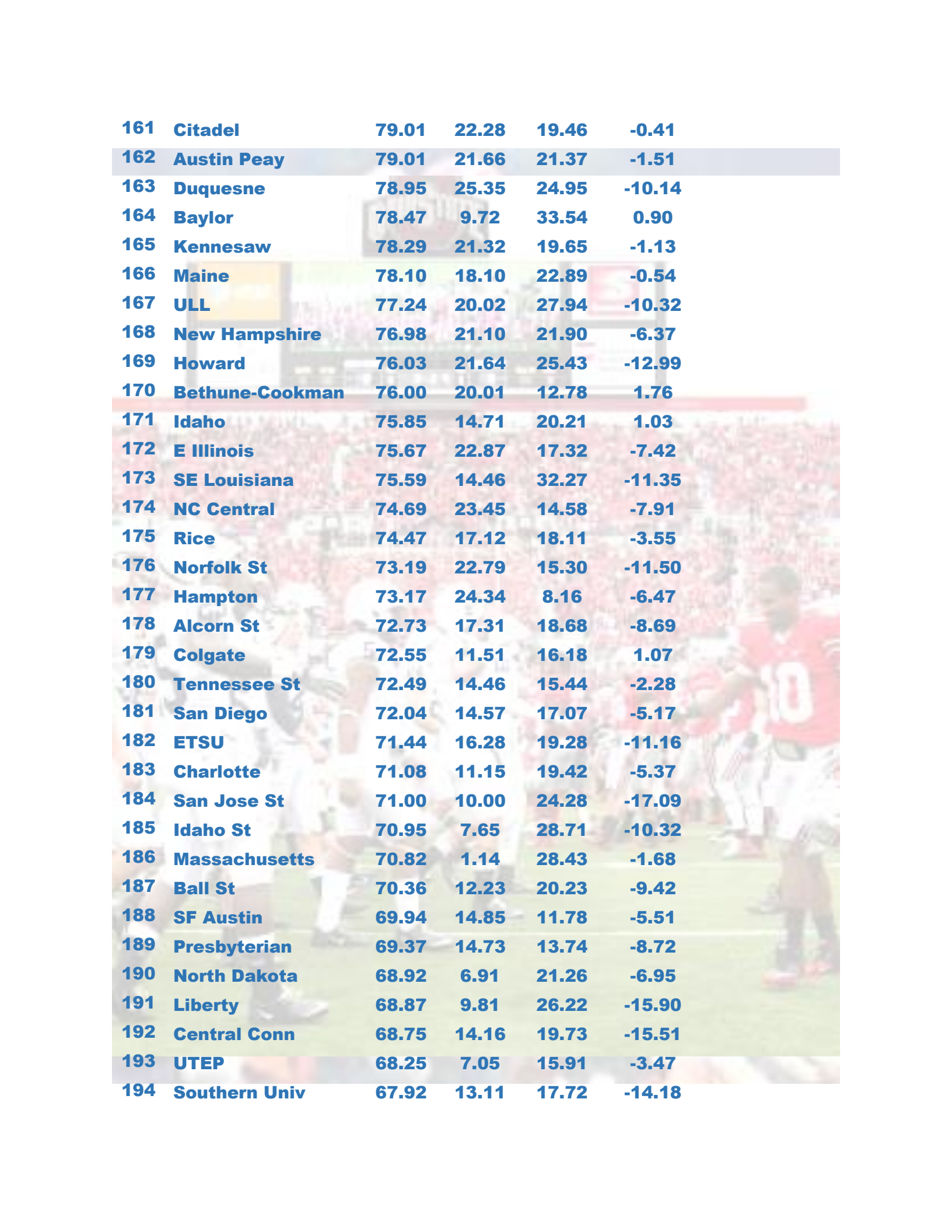
59	Maryland	102.81	46.16	45.22	1.47
60	Houston	102.09	46.47	29.25	15.25
61	Kentucky	101.92	50.84	31.33	6.89
62	FL Atlantic	101.69	42.31	44.61	4.42
63	Duke	101.52	41.87	36.23	12.97
64	Colorado St	101.26	44.68	38.10	6.70
65	Minnesota	101.06	42.01	34.80	13.08
66	Utah	100.61	41.95	31.78	15.03
67	Pittsburgh	100.01	41.68	35.52	10.16
68	Nebraska	99.29	40.44	37.90	7.63
69	South Dakota	98.52	40.08	41.38	2.70
70	Tulane	98.24	41.43	33.97	7.62
71	Army	98.01	41.25	35.89	5.35
72	Ohio	97.71	39.41	44.35	-1.39
73	Kansas St	97.47	32.56	40.35	11.14
74	Troy	97.36	44.62	26.54	8.58
75	Tennessee	97.23	40.88	31.36	8.43
76	Delaware	96.83	45.47	23.16	9.51
77	W Michigan	96.26	38.90	42.08	-2.07
78	Colorado	95.41	36.89	28.70	11.86
79	Mississippi	95.30	38.50	42.64	-4.51
80	Elon	95.18	49.61	22.94	0.07
81	Vanderbilt	95.04	39.95	31.43	4.14
82	Southern Miss	94.70	39.99	26.24	8.40
83	W Illinois	94.02	33.72	35.99	5.32
84	Arkansas	93.63	34.49	39.94	-0.63
85	Cincinnati	93.23	37.03	30.80	4.12
86	Rutgers	93.12	31.05	33.94	8.67
87	S Dakota St	93.11	33.94	36.10	2.64
88	Northern Iowa	93.04	34.23	33.56	4.61
89	Akron	92.70	37.78	24.88	7.73
90	Utah St	92.43	31.80	36.57	3.31
91	Appalachian St	92.26	35.26	29.80	5.07
92	Wofford	92.12	43.39	22.67	1.00



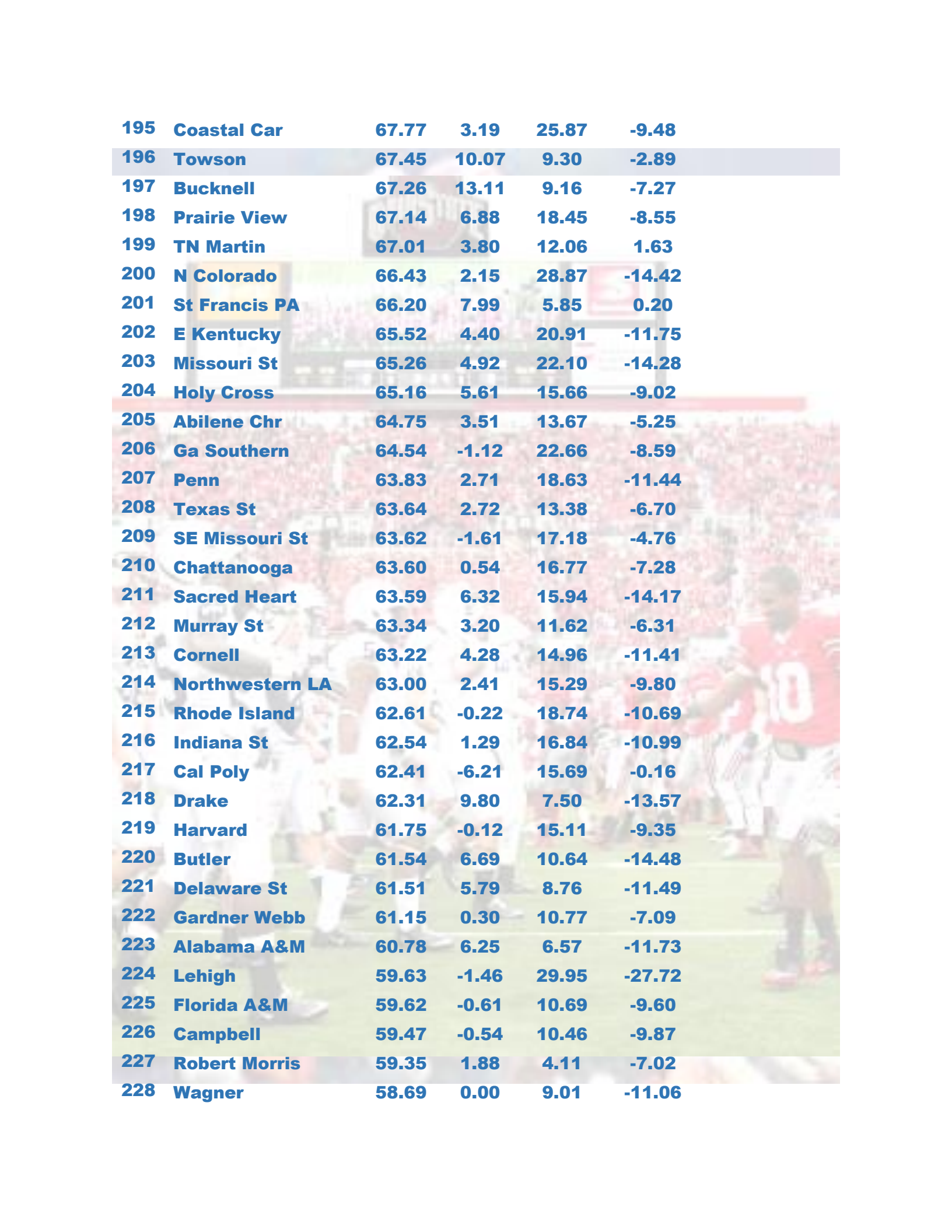
93	North Texas	91.93	37.05	38.19	-6.54
94	Wyoming	91.81	35.18	25.51	8.34
95	Florida Intl	91.64	42.77	21.74	1.55
96	Southern Utah	91.40	39.06	32.28	-4.63
97	Weber St	91.25	33.77	25.18	9.14
98	Sam Houston St	91.06	37.44	37.67	-8.72
99	Samford	90.92	39.69	27.06	-1.47
100	Stony Brook	90.74	37.26	27.17	1.21
101	Jacksonville St	90.63	36.17	24.18	5.39
102	Air Force	90.58	29.56	42.62	-4.38
103	North Carolina	90.31	28.60	32.60	6.25
104	Arkansas St	90.26	27.93	33.98	5.66
105	Missouri	90.07	29.73	44.73	-7.96
106	C Michigan	89.98	33.09	26.40	5.64
107	Youngstown St	89.89	25.83	29.21	12.29
108	Temple	89.81	31.73	26.13	7.30
109	Buffalo	89.66	27.77	32.03	6.32
110	Cent Arkansas	89.50	34.86	27.74	0.74
111	Tulsa	89.34	28.70	38.89	-2.58
112	New Mexico	89.19	29.22	27.41	7.82
113	Miami OH	89.15	29.29	29.26	5.79
114	UT San Antonio	89.12	29.95	27.56	6.53
115	Northern Arizona	89.10	30.30	32.50	1.07
116	E Michigan	88.67	26.07	22.11	16.03
117	E Washington	88.49	34.58	32.87	-6.53
118	Furman	88.35	32.64	32.98	-4.41
119	Illinois St	88.11	32.09	23.67	5.03
120	MTSU	88.02	31.74	23.80	5.16
121	Louisiana Tech	87.80	29.27	32.67	-0.97
122	Connecticut	87.78	34.61	26.75	-2.21
123	Richmond	87.68	32.22	35.41	-7.94
124	East Carolina	87.41	34.30	33.45	-9.43
125	NC A&T	87.35	33.42	28.06	-3.02
126	S Illinois	87.31	28.46	29.43	2.10



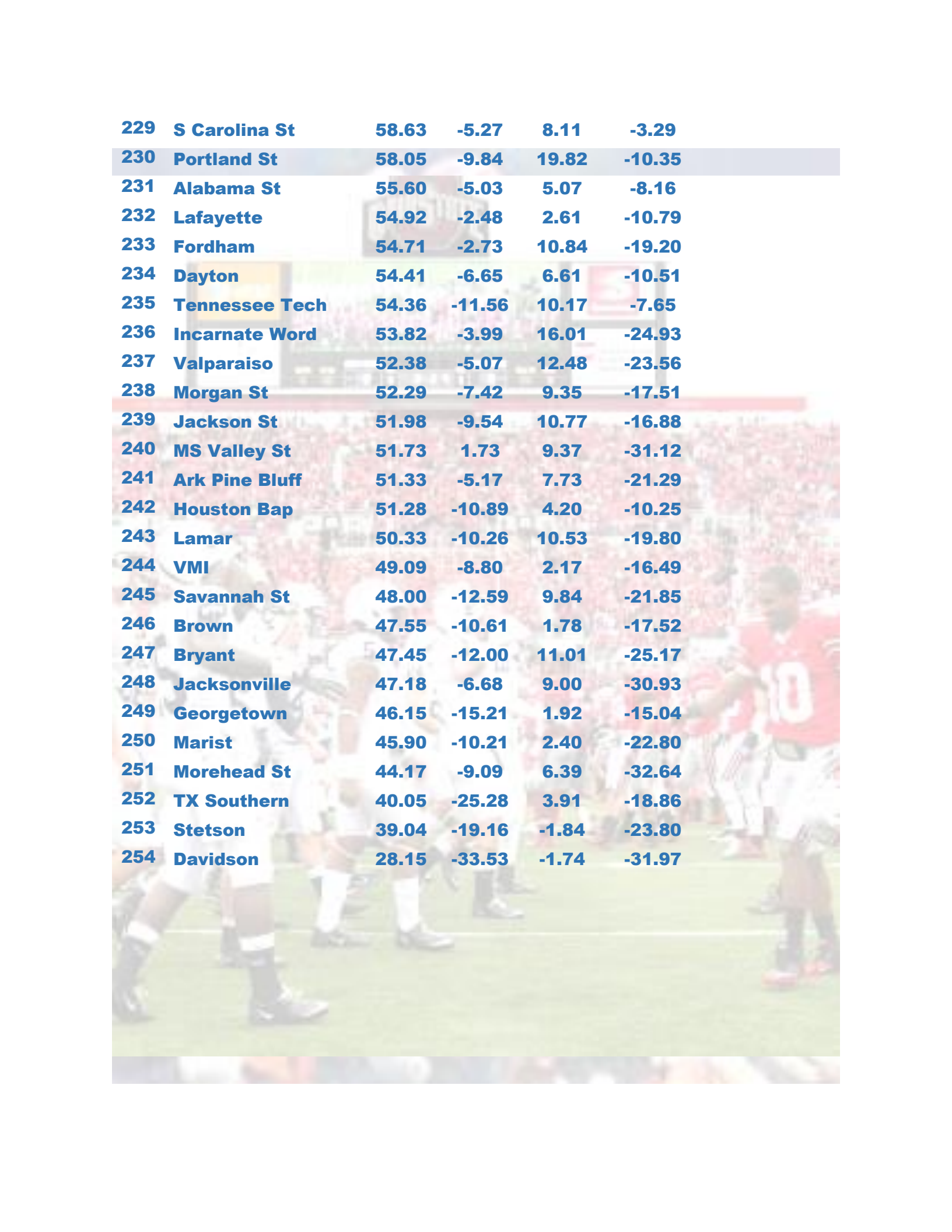
127	New Mexico St	85.24	24.65	33.78	-2.34
128	WKU	85.05	28.73	22.35	3.17
129	South Alabama	84.90	26.39	23.67	4.61
130	Illinois	84.87	25.67	26.08	3.09
131	McNeese St	83.92	28.65	23.49	-0.65
132	Georgia St	83.82	28.67	20.93	1.62
133	Villanova	83.43	23.21	23.84	5.02
134	Nicholls St	83.41	31.08	21.77	-3.46
135	Monmouth NJ	82.98	31.24	27.23	-10.21
136	Yale	82.94	26.31	24.17	-0.68
137	Grambling	82.87	30.04	19.76	-1.41
138	Columbia	82.35	35.05	17.09	-6.71
139	Kent	82.30	27.96	16.24	3.44
140	Nevada	82.22	18.02	32.66	0.07
141	Montana	82.20	24.36	31.20	-6.96
142	UNLV	82.13	19.44	31.98	-1.35
143	William & Mary	81.86	27.02	17.31	2.53
144	W Carolina	81.82	25.05	28.99	-6.64
145	CS Sacramento	81.70	23.24	28.97	-4.49
146	Hawaii	81.67	22.55	27.92	-2.60
147	ULM	81.12	22.65	35.39	-11.57
148	Bowling Green	80.65	20.95	29.41	-4.50
149	Princeton	80.46	23.53	29.90	-8.90
150	Charleston So	80.44	25.97	16.10	1.61
151	BYU	80.43	19.23	18.97	7.67
152	Old Dominion	80.23	21.36	26.94	-3.63
153	Oregon St	80.21	21.02	32.02	-8.29
154	UC Davis	80.09	19.59	29.44	-4.11
155	UAB	80.08	22.98	25.09	-4.32
156	Montana St	79.78	18.98	22.70	2.66
157	Mercer	79.44	19.07	23.00	1.42
158	Dartmouth	79.09	29.47	14.86	-5.23
159	Kansas	79.08	19.52	28.86	-5.97
160	Albany NY	79.07	19.76	14.75	7.80



161	Citadel	79.01	22.28	19.46	-0.41
162	Austin Peay	79.01	21.66	21.37	-1.51
163	Duquesne	78.95	25.35	24.95	-10.14
164	Baylor	78.47	9.72	33.54	0.90
165	Kennesaw	78.29	21.32	19.65	-1.13
166	Maine	78.10	18.10	22.89	-0.54
167	ULL	77.24	20.02	27.94	-10.32
168	New Hampshire	76.98	21.10	21.90	-6.37
169	Howard	76.03	21.64	25.43	-12.99
170	Bethune-Cookman	76.00	20.01	12.78	1.76
171	Idaho	75.85	14.71	20.21	1.03
172	E Illinois	75.67	22.87	17.32	-7.42
173	SE Louisiana	75.59	14.46	32.27	-11.35
174	NC Central	74.69	23.45	14.58	-7.91
175	Rice	74.47	17.12	18.11	-3.55
176	Norfolk St	73.19	22.79	15.30	-11.50
177	Hampton	73.17	24.34	8.16	-6.47
178	Alcorn St	72.73	17.31	18.68	-8.69
179	Colgate	72.55	11.51	16.18	1.07
180	Tennessee St	72.49	14.46	15.44	-2.28
181	San Diego	72.04	14.57	17.07	-5.17
182	ETSU	71.44	16.28	19.28	-11.16
183	Charlotte	71.08	11.15	19.42	-5.37
184	San Jose St	71.00	10.00	24.28	-17.09
185	Idaho St	70.95	7.65	28.71	-10.32
186	Massachusetts	70.82	1.14	28.43	-1.68
187	Ball St	70.36	12.23	20.23	-9.42
188	SF Austin	69.94	14.85	11.78	-5.51
189	Presbyterian	69.37	14.73	13.74	-8.72
190	North Dakota	68.92	6.91	21.26	-6.95
191	Liberty	68.87	9.81	26.22	-15.90
192	Central Conn	68.75	14.16	19.73	-15.51
193	UTEP	68.25	7.05	15.91	-3.47
194	Southern Univ	67.92	13.11	17.72	-14.18



195	Coastal Car	67.77	3.19	25.87	-9.48
196	Towson	67.45	10.07	9.30	-2.89
197	Bucknell	67.26	13.11	9.16	-7.27
198	Prairie View	67.14	6.88	18.45	-8.55
199	TN Martin	67.01	3.80	12.06	1.63
200	N Colorado	66.43	2.15	28.87	-14.42
201	St Francis PA	66.20	7.99	5.85	0.20
202	E Kentucky	65.52	4.40	20.91	-11.75
203	Missouri St	65.26	4.92	22.10	-14.28
204	Holy Cross	65.16	5.61	15.66	-9.02
205	Abilene Chr	64.75	3.51	13.67	-5.25
206	Ga Southern	64.54	-1.12	22.66	-8.59
207	Penn	63.83	2.71	18.63	-11.44
208	Texas St	63.64	2.72	13.38	-6.70
209	SE Missouri St	63.62	-1.61	17.18	-4.76
210	Chattanooga	63.60	0.54	16.77	-7.28
211	Sacred Heart	63.59	6.32	15.94	-14.17
212	Murray St	63.34	3.20	11.62	-6.31
213	Cornell	63.22	4.28	14.96	-11.41
214	Northwestern LA	63.00	2.41	15.29	-9.80
215	Rhode Island	62.61	-0.22	18.74	-10.69
216	Indiana St	62.54	1.29	16.84	-10.99
217	Cal Poly	62.41	-6.21	15.69	-0.16
218	Drake	62.31	9.80	7.50	-13.57
219	Harvard	61.75	-0.12	15.11	-9.35
220	Butler	61.54	6.69	10.64	-14.48
221	Delaware St	61.51	5.79	8.76	-11.49
222	Gardner Webb	61.15	0.30	10.77	-7.09
223	Alabama A&M	60.78	6.25	6.57	-11.73
224	Lehigh	59.63	-1.46	29.95	-27.72
225	Florida A&M	59.62	-0.61	10.69	-9.60
226	Campbell	59.47	-0.54	10.46	-9.87
227	Robert Morris	59.35	1.88	4.11	-7.02
228	Wagner	58.69	0.00	9.01	-11.06



229	S Carolina St	58.63	-5.27	8.11	-3.29
230	Portland St	58.05	-9.84	19.82	-10.35
231	Alabama St	55.60	-5.03	5.07	-8.16
232	Lafayette	54.92	-2.48	2.61	-10.79
233	Fordham	54.71	-2.73	10.84	-19.20
234	Dayton	54.41	-6.65	6.61	-10.51
235	Tennessee Tech	54.36	-11.56	10.17	-7.65
236	Incarnate Word	53.82	-3.99	16.01	-24.93
237	Valparaiso	52.38	-5.07	12.48	-23.56
238	Morgan St	52.29	-7.42	9.35	-17.51
239	Jackson St	51.98	-9.54	10.77	-16.88
240	MS Valley St	51.73	1.73	9.37	-31.12
241	Ark Pine Bluff	51.33	-5.17	7.73	-21.29
242	Houston Bap	51.28	-10.89	4.20	-10.25
243	Lamar	50.33	-10.26	10.53	-19.80
244	VMI	49.09	-8.80	2.17	-16.49
245	Savannah St	48.00	-12.59	9.84	-21.85
246	Brown	47.55	-10.61	1.78	-17.52
247	Bryant	47.45	-12.00	11.01	-25.17
248	Jacksonville	47.18	-6.68	9.00	-30.93
249	Georgetown	46.15	-15.21	1.92	-15.04
250	Marist	45.90	-10.21	2.40	-22.80
251	Morehead St	44.17	-9.09	6.39	-32.64
252	TX Southern	40.05	-25.28	3.91	-18.86
253	Stetson	39.04	-19.16	-1.84	-23.80
254	Davidson	28.15	-33.53	-1.74	-31.97